



FY24 SRP Business Solutions New Construction Program Participant Manual

June 05, 2023

Contents

SECTION 1	INTRODUCTION.....	1-1
1.1	Program Overview	1-1
1.2	Contact Information.....	1-1
1.3	Manual Use and Organization.....	1-2
1.4	Program Dates.....	1-2
SECTION 2	ALLIANCE PARTICIPANTS	2-1
2.1	Alliance Participants.....	2-1
SECTION 3	ELIGIBILITY REQUIREMENTS	3-1
3.1	Customer Eligibility.....	3-1
3.2	Facility Eligibility.....	3-1
3.3	Measure Eligibility	3-3
SECTION 4	REBATE INFORMATION.....	4-1
4.1	Rebate Caps and Availability	4-1
4.2	Rebates.....	4-1
4.3	Core and Shell/Tenant Improvement Project Rebates	4-5
SECTION 5	PROGRAM PARTICIPATION PROCESS	5-1
5.1	Enhanced Performance track Overview	5-1
5.2	Expedited track Overview	5-5
SECTION 6	COMMISSIONING GUIDELINES.....	6-1
6.1	Affected Systems	6-1
6.2	Commissioning Fee	6-1
6.3	Commissioning Guidelines: Expedited Track Only.....	6-1
APPENDIX A	SRP ENERGY EFFICIENCY PROGRAMS.....	A-1
APPENDIX B	RESOURCES	B-1
APPENDIX C	FREQUENTLY ASKED QUESTIONS.....	C-1
APPENDIX D	SERVICE TERRITORY MAP	D-1

1.1 PROGRAM OVERVIEW

The SRP Business Solutions New Construction Program (New Construction Program) provides technical assistance and financial rebates to help architects, engineering professionals, and building owners optimize energy and demand savings and reduce operating costs in eligible new construction projects.

The New Construction Program employs a whole building performance-based strategy that fosters an integrated design approach with the project's design team starting during the early stages of the building design. This process is supported via two distinct tracks under the program: 1) Enhanced Performance Track and 2) Expedited Track. Both tracks would involve integrated design processes. Guided by the results of the integrated design process, the design team (typically the owner, architect, lighting and HVAC engineers, and general contractor) are presented with multiple high efficiency design strategies and their associated economic impacts at key milestones throughout the design process. The New Construction Program is designed to be scalable for projects of varying size and flexible to grow with customer needs.

The Enhanced Performance Track will offer two types of Energy Design Assistance (EDA) service rebates, Energy Modeling and Lighting Design Services rebates. Projects participating in the Enhanced Performance Track are eligible to receive EDA service rebates as well as design team rebates funded by the program. Early involvement combined with the comprehensive interaction of key project stakeholders (EDA and design teams) afford the opportunity to cost-effectively evaluate and incorporate efficiency strategies while design components are still fluid. Under the Enhanced Performance Track, qualifying buildings, other than multifamily buildings, must have $\geq 50,000$ square feet of conditioned floor space (new construction/renovation/additions). For multifamily new construction projects to be eligible under the Enhanced Performance Track, a minimum of 20,000 square feet or more of conditioned floor area is required.

While EDA service rebates and design team rebates are not available for projects participating under the Expedited Track, the program provides financial assistance to cover 50% cost of the required Energy Modeling up to \$15,000. The Expedited Track is best suited for projects with accelerated design schedules that are unable to invest the time necessary for participating under the Enhanced Performance Track. The buildings under this track will have less aggressive savings targets; typically, these buildings will have less than 75,000 square feet of conditioned floor space but must have $\geq 20,000$ square feet (new construction/renovation/additions).

The New Construction Program will assist participating SRP customers to achieve higher level energy efficiency towards green building certification, such as the US Green Building Council's (USGBC) Leadership in Energy and Environmental Design (LEED) Building Design and Construction (BD+C), by providing modeling and technical support necessary to maximize Energy and Atmosphere (EA) credits.

For new construction projects that do not lend themselves to a comprehensive whole building approach, SRP offers equipment rebates through the SRP Business Solutions Standard Program or SRP Business Solutions Custom Programs. For more information on both programs, please visit www.savewithsrpbiz.com.

1.2 CONTACT INFORMATION

SRP has retained Resource Innovations as the Program Administrator for the SRP Business Solutions New Construction Program. Questions about the program can be directed to the Program Administrator via:

- Web

- www.savewithsrpbiz.com
- Telephone:
 - Customer informational hotline: (602) 236-3054
- Fax
 - (480) 345-7601
- Email
 - Customer inquiries: savewithsrpbiz@srpnet.com
- Mail
 - SRP Business Solutions New Construction Program
 - 3100 West Ray Road, Suite 230
 - Chandler, AZ 85226

1.3 MANUAL USE AND ORGANIZATION

This program manual is designed for use by customers, contractors, architecture and engineering firms, energy services companies, and equipment manufacturers and outlines the rules and requirements of the New Construction Program. The manual is organized as follows:

- Section 2 – Alliance participants
- Section 3 – Addresses customer, facility, and measure eligibility requirements
- Section 4 – Discusses rebate information
- Section 5 – Outlines the program participation process
- Section 6 – Summarizes commissioning guidelines

Sample program submittal forms, frequently asked questions, and other general program support information are contained in appendices at the end of this manual.

1.4 PROGRAM DATES

SRP's FY24 New Construction Program is effective on May 1, 2023 until April 30, 2024 ("Program Year"). All qualifying equipment and measures must be purchased or installed in accordance with the program requirements as they exist in the Program Year the project is first submitted to be eligible for the New Construction Program.

2.1 ALLIANCE PARTICIPANTS

As a convenience to customers, SRP provides a list of contractors, engineers, architects, distributors, manufacturers, and other organizations (Alliance Participants) who may assist customers with SRP programs. In addition, certain Alliance Participants have been approved to assist customers under the New Construction Program (as Qualified Service Providers). Alliance Participants and Qualified Service Providers (QSP) are independent contractors with respect to the SRP Programs and are not authorized to make representations or incur obligations on behalf of SRP. Participation as a QSP does not constitute an endorsement by SRP, nor does it certify or guarantee the quality of work performed.

A listing of Alliance Participants with experience in identifying project opportunities is available online at www.savewithsrpbiz.com or by contacting the Program Administrator.

To be listed as an Alliance Participant, interested firms should contact the Program Administrator and request an application. To be approved as a QSP for the New Construction Program, interested firms are required to complete a Qualified Service Provider Application and Participation Agreement.

3.1 CUSTOMER ELIGIBILITY

For the purposes of SRP's energy efficiency programs, a customer is defined as a company or organization that receives electric service from SRP under an approved SRP price plan. A customer is a holder of a single account, multiple accounts in aggregate or corporate accounts. A customer who is the holder of multiple accounts or corporate accounts with a single SRP customer identification number will be considered a single customer and may participate in multiple SRP programs subject to rebate caps and program requirements.

To participate in the New Construction Program, a customer must install qualifying measures in an SRP served facility on a qualifying SRP non-residential retail electric price plan. Table 3.1 lists eligible customer price plans.

Table 3.1: Eligible Price Plans for the SRP Business Solutions New Construction Program

Description	Price Plan
General Service	E-31
Time-of-Use General Service	E-32
Super Peak Time-of-Use General Service	E-33
M-Power for Pre-Pay General Service	E-34
Standard General Service	E-36
Standard Pumping Service	E-47
Time-of-Week Pumping Service	E-48
Standard Large General Service	E-61
Primary Large General Service	E-63
Substation Large General Service	E-65
Substation Large General Service with Interruptible Load	E-66
Large Extra High Load Factor Substation Large General Service	E-67

Customers with multifamily projects that will have dwelling spaces served by SRP residential meters are eligible to participate provided they have an eligible facility and at least one meter containing an eligible price plan from Table 3.1. Customers with questions regarding their account should contact the Program Administrator or their SRP Account Manager. SRP retains the right to make final determination of customer eligibility.

3.2 FACILITY ELIGIBILITY

The New Construction Program is an application-based program that accepts projects that are most likely to succeed. Projects must be new construction, major renovation, or additions for commercial, industrial, retail, multifamily, core and shell use or interior build-out of an existing Commercial/Industrial shell building. Two mutually exclusive tracks are offered for customer participation:

3.2.1 ENHANCED PERFORMANCE TRACK

The Enhanced Performance Track is intended for large buildings that can incorporate a facilitated design assistance process into their project schedule. Except for new construction multifamily buildings, key project criteria for selection into this program track includes, but is not limited to, planned buildings with 50,000 square feet or more of conditioned floor area and is in the preliminary design stage (at or before the schematic design is complete). For multifamily new construction projects to be eligible for NCS EDA service rebates under the NCS Enhanced Performance Track, a minimum of 20,000 square feet or more of conditioned floor area is required. A high degree of flexibility must still be available regarding choices for building design, envelope, HVAC and electrical systems. Early involvement in the design process by SRP's Design Assistance team ensures that all energy-saving options can be considered.

Total building conditioned floor area may be defined for candidate projects as the total aggregate conditioned floor area of multiple buildings. It is imperative that the project intends to utilize a professional design team and establish energy efficiency goals.

3.2.2 EXPEDITED TRACK

The Expedited Track is suited for smaller sized buildings or projects with accelerated design and build schedules that are unable to invest the time necessary for the Enhanced Performance Track. Eligible projects will be planned buildings with at least 20,000 square feet or more of conditioned floor area and may be eligible for rebates even after design has been completed, but prior to energy efficient equipment being ordered, purchased or installed. The buildings under this track will have less aggressive savings targets; typically, these buildings will have less than 75,000 square feet of conditioned floor space. Projects under the Expedited Track are not eligible for either EDA or design team rebates. However, the program will provide financial assistance to participating SRP customers to cover 50% cost of the required Energy Modeling up to \$15,000. These projects must be utilizing a professional design team, have established energy efficiency goals, and have an integrated design method which includes whole-building energy modeling not facilitated by the program. The participation process involves submitting the program application before any of the identified energy efficiency measures are purchased. As-built buildings performance will be established with a calibrated energy model and supporting documentation.

3.2.3 ADDITIONAL ELIGIBILITY CRITERIA

In addition to the specific requirements described above, all projects must meet the below eligibility requirements:

1. Involve commercial, industrial, retail, multifamily, core and shell buildings planned for new construction, major renovation, or additions; or, interior build-out of an existing Commercial/Industrial shell building. A major renovation is defined under the New Construction Program as a project which requires professional design services and review by code authorities; or that involves a change in space usage type.
2. Involve a project where ASHRAE Standard 90.1-2013 can be applied. Energy savings and project costs will be determined compared to a building built to this standard.
3. A project scope that will be improving the electric efficiency of the whole building design, so it exceeds the ASHRAE Standard 90.1-2013 by 10% or more based on modeling consistent with the modeling guidelines of ASHRAE 90.1-2013 Appendix G protocols.

Facilities not subject to ASHRAE Standard 90.1-2013 should contact the Program Administrator to discuss available options. SRP retains the right to make final determination of facility eligibility.

3.3 MEASURE ELIGIBILITY

The program aims to provide rebates for those projects whose whole building design exceeds ASHRAE Standard 90.1-2013 by 10% or more. The program is designed to encourage energy efficiency measures in the following disciplines:

- High efficiency LED lighting design
- HVAC mechanical systems
- Building envelope thermal design and efficiency
- Fenestration efficiency
- Enhanced HVAC & lighting controls
- HE (high efficiency) Server Installation

Measures that are *excluded* from consideration in this program include those that:

- Receive a rebate through any other energy efficiency program offered by SRP
- Rely solely on changes in customer behavior and require no capital investment
- Produce an electric energy reduction through substitution of another energy source for electricity
- Merely terminate existing processes, facilities, or operations
- Relocate existing processes, facilities, or operations out of SRP's service territory
- Are required by local, state or federal law; building or other codes; or are standard industry practice
- Involve plug loads and related receptacle controls (Automatic receptacle controls may be required by ASHRAE Standard 90.1 2013 Sec. 8.4.2)
- Generate electricity, including cogeneration using non-renewable fuel sources

Examples of measures that may assist in achieving a 10% or more improvement in energy efficiency over the ASHRAE Standard 90.1-2013 are listed in Table 3.2a. Program participants are free to propose measures not included in the table, so long as the above requirements are met. For measures not covered by ASHRAE 90.1-2013, the baseline is industry standard practice. However, the baseline use and savings for measures not covered by ASHRAE 90.1-2013 will not be included as part of the total energy savings used to determine if a whole building design meets the program requirements by exceeding ASHRAE 90.1-2013 by 10% electricity (kWh) savings. SRP retains the right to make final determination of measure eligibility.

Table 3.2a: Examples of Eligible New Construction Energy Efficiency Measures

Category	Measure	
Envelope	<ul style="list-style-type: none"> Improved wall insulation Thermal mass wall High efficiency glazing 	<ul style="list-style-type: none"> Improved roof insulation Cool reflecting roof
Lighting	<ul style="list-style-type: none"> High efficiency fixtures (Interior) Adjustable ambient lighting levels, Task tuning/High-end trimming Highly reflective ceiling 	<ul style="list-style-type: none"> Open ADR Networked Lighting controls LED exterior lighting fixtures
Daylighting	<ul style="list-style-type: none"> Light conveyors/Light pipes Interior/exterior light shelves Sloped ceiling 	<ul style="list-style-type: none"> Stepped daylighting controls Dimming daylighting controls Skylights
HVAC/DHW (Central/Zone/Point of Use)	<ul style="list-style-type: none"> High efficiency chiller Water side economizer Ground-source heat pump Water-source heat pump Variable refrigerant flow heat pumps Building thermal mass Point-of-use domestic hot-water heaters VFDs on HW pumps VFDs on CHW pumps High efficiency refrigeration equipment 	<ul style="list-style-type: none"> Evaporative cooling technologies VFDs on cooling tower fans Infrared heating Domestic cold water pre-cooling Displacement ventilation Radiant heating/cooling Natural ventilation Chilled beams Heat recovery systems

To encourage the inclusion of integrated demand side solutions like energy conservation, demand shifting with storage, electric technologies, and distributed and renewable energy resources in the design of new buildings under the program, additional incentives are available for a list of these grid enabling technologies as outlined in Table 3.2b.

Table 3.2b: Examples of Eligible Integrated Demand Side New Construction Measures

Category	Measure	
Integrated Demand Side Measures	<ul style="list-style-type: none"> On-site solar PV and other renewable generations Heat Pump Water Heater (Beneficial Electrification) 	<ul style="list-style-type: none"> EV charging stations Demand shifting with energy storage

Any on-site solar photovoltaic (PV) or renewable energy generation will help the project team to reduce net site-emissions and may achieve long term sustainability goals by attaining higher level of LEED certification for the new facility. However, any on-site generation will have an impact on the customer's (efficiency) rebate as it is based on energy savings that are actually realized at the SRP's grid. In light of this, the following guiding rule shall be used in attributing kW/kWh savings for the affected new construction (NC) energy efficiency measures (EEMs) whenever, to meet a part or all of the facility's power (kW) demand, there are on-site solar PV systems and/or any other renewable energy systems in the proposed building's design.

Guiding Rule on Onsite Renewable Generation to Estimate Customer Rebate Impact: The energy savings from the EEMs will only be eligible for the customer equipment rebate under the program as long as the measures' savings result in a non-zero reduction of purchased kWh from the grid. So at any point in time when the facility is not purchasing energy from the utility, any energy savings that contribute to additional PV-generated energy being fed into the grid is not incentivized

Rebate Impact Calculation Methodology: An estimate of the full year of projected purchased kWh and PV generated kWh is established based on 3-6 months of metered purchased kWh and PV generated kWh collected from the occupied facility at hourly intervals. The projected hourly kWh savings for the project is compared alongside the metered kWh on an hourly basis for the full year. For hours when onsite solar PV/renewable generation output is not zero, kWh savings is subtracted from metered purchased kWh at each hour to find the negative values (periods when savings is higher than purchased energy). This total negative kWh differential is subtracted from the actual total kWh savings to calculate the eligible kWh savings. For hours when onsite solar PV/renewable generation output is zero, the entire estimated kWh savings are taken as eligible hourly kWh savings. Once the eligible hourly kWh savings are calculated as per outlined above, average demand (kW) savings are calculated during the peak hours as defined under the program¹.

¹ For the calculation of the peak kW savings, affected hours during 4 p.m. to 7 p.m. Monday – Friday, July and August will be used

4.1 REBATE CAPS AND AVAILABILITY

Rebate funding for the New Construction Program is limited and applications will be accepted on a first-come, first-served basis until all rebate funding has been committed. After that time, Customers will be given the option to be placed on a waiting list in the order requests are received by SRP. Current availability of rebate funds can be checked at www.savewithsrpbiz.com or by contacting the Program Administrator.

SRP's Business Solutions programs allow customers to participate in multiple programs subject to the rebate cap established by SRP. The rebate cap is the maximum rebate amount that a customer is eligible to be paid for that program year. Customers are subject to a maximum rebate of \$450,000 from May 1 through April 30 for all SRP programs, with a cap of \$300,000 for energy efficiency programs and a \$150,000* cap for Business EV chargers and Electrification rebates combined. *Electrification rebates are capped at \$50,000. Business EV equipment rebates are limited to a maximum of 75 Level 2 charging station rebates and 3 DC fast charging station rebates. SRP reserves the right to waive or adjust the rebate cap on a case by case basis and determine at their sole discretion the program year to which a rebate is attributed.

4.2 REBATES

The New Construction Program provides the following service and equipment rebates under the Enhanced Performance Track to encourage the implementation of energy efficiency measures in new construction projects:

1. Design Team Service Rebates
2. EDA Service Rebates (energy modeling + lighting design)
3. Building Owner Equipment Rebates

Projects approved under the Expedited Track are eligible for the building owner equipment rebates based on final verified savings under the New Construction Program as well as 50% reimbursement of energy modeling costs, up to \$15,000.

Design Team Service Rebates

The design team can consist of the owner, architect, lighting and HVAC engineers, general contractor, and others for a project. Design team rebates offered by the New Construction Program can offset a portion of the expenses for the design team's participation in the project. These efforts may include, but are not limited to, the following:

- Attending design assistance meetings
- Reviewing energy efficiency measures
- Calculating incremental costs
- Assisting with energy simulation models
- Supporting energy efficiency measures during design and value engineering
- Submitting construction documents for review

The design team service rebate is a fixed value based on the conditioned square footage of the project. The design team service rebate is paid provided that proposed building's energy simulation model associated with the 100% construction documents achieves an energy savings of 10% or more above the

ASHRAE Standard 90.1-2013 baseline model. A summary of the rebate levels as a function of the project size is shown in **Table 4.1**.

Table 4.1: Design Team Service Rebate Schedule

Project Size (SF)	Design Team Incentive
20,000 - 99,999	\$10,000
100,000 - 399,999	\$12,000
400,000 +	\$15,000

If the project encompasses several buildings (e.g. a retail shopping center or more than one office building), the design team service rebate is based on the total combined square footage of the project area across such buildings.

The design team service rebate is paid after the Qualified Service Provider's review of the 100% construction documents and verification that measures are included that provide savings that exceed ASHRAE 90.1-2013 by at least 10% on a whole building electric basis. Payment is provided to one entity (architect, engineer, etc.). It is the design team's responsibility to determine any disbursement of monies between the various parties.

Design Team Service Rebate Example:

Office Building Campus (3 Buildings):

- Office Building A: 50,000 SF
- Office Building B: 75,000 SF
- Office Building C: 20,000 SF

Combined Project Size: 145,000 SF

Total Design Team Incentive: \$12,000

EDA Service Rebates

Electric energy savings will be obtained through the implementation of a comprehensive selection of energy efficiency measures identified and evaluated during the design process by the QSP (Energy modeling QSP and Lighting Designer) using an approved hourly building simulation tool. The EDA service rebate available through the New Construction Program is paid directly to the EDA Service Providers.

The EDA service rebate has two components: Energy Modeling Service Rebate and Lighting Design Service Rebate:

- **Energy Modeling Service Rebate.** Electric energy savings will be identified and obtained through the implementation of a comprehensive selection of energy efficiency measures identified during the design process by an energy modeling consultant. The energy modeling consultant/QSP is provided by SRP at no cost and no monetary rebate is paid to the design team or the building owner for this service.
- **Lighting Design Service Rebate.** When applicable, this incentive goes directly to the lighting design team to fund their efforts to optimize lighting energy savings in collaboration with the energy modeling consultant to integrate efficient lighting design into the energy model while maintaining the quality and controllability of the proposed lighting. The lighting design team may not be a party that receives compensation on or related to the sale of lighting products or work for an organization that receives revenue related to the lighting products.

EDA service rebates will be determined on a performance basis, based on the project's energy savings over the first year. The combined total EDA service rebates will not exceed \$0.08/kWh, capped at \$50,000. EDA service rebates will be partially paid at different program phases as follows:

Phase	EDA Incentive	Deliverable
Preliminary Energy Analysis (PEA)	\$0.03/kWh identified at PEA, not to exceed \$15,000	Preliminary Energy Analysis (PEA) Report
Pre-construction Energy Analysis (PcEA)	\$0.05/kWh identified at PcEA, combined PEA + PcEA payments not to exceed \$30,000	Pre-construction Energy Analysis (PcEA) Report
Verification (VR)	\$0.08/kWh verified, combined PEA + PcEA + VR payments not to exceed \$50,000	Final Verification Report
Combined Total EDA Rebates: \$0.08/kWh, up to \$50,000		

In case the lighting designer and energy modeling consultants are from separate firms, EDA service rebates will be split with the energy modeling QSP receiving 65% and the lighting designer receiving 35%.

EDA Finder's Fee (Enhanced Track)

The EDA team or the energy modeling QSP may qualify to receive an additional bonus payment of 7.5% of a customer's final equipment rebate for projects brought in to participate under the Enhanced Performance Track.

SPIFF Bonus (Expedited Track)

Any qualified SRP approved NCS QSP may qualify to receive a SPIFF payment of 5% of a customer's final equipment rebate for projects brought in to participate under the Expedited Track.

Building Owner Rebates

To help offset incremental costs associated with energy efficiency measures, eligible financial rebates are available for the building owner. Customers may be eligible to receive building owner equipment efficiency rebates paid at \$0.10 per kilowatt-hour and \$150 per average peak kW for the first year of electrical energy and demand savings, respectively, capped at 100% of the project's incremental cost; with a minimum of 10% energy savings above the ASHRAE 90.1-2013 Appendix G mandated baseline model.

Building owner equipment rebates for other non-efficiency integrated demand side measures as outlined in Table 3.2b will be paid based on the following schedules:

Measure	Rebate
On-site solar PV and other renewable generations	Rebates are paid at \$0.10 per kilowatt-hour and \$100 per average peak kW for the first year of <u>electrical energy and demand export, respectively, back to the grid during the peak hours</u> as defined under the program
Heat Pump Water Heater (Beneficial Electrification)	Rebates are paid at \$0.10 per kilowatt-hour for the first year of any <u>off-peak electric energy usage</u> (no demand rebate)
EV charging stations	Rebates paid at \$0.10 per kilowatt-hour for the first year of <u>energy usage during the peak hours</u> as defined under the program (no demand rebate)
Demand shifting with energy storage	Rebates paid at \$100 per average kW for demand shifting <u>during the peak hours</u> as defined under the program (no energy rebate). Measure's eligible savings under the program is estimated by calculating equivalent energy usage that is displaced from peak to off-peak hours

For projects participating under the Enhanced Performance Track, the building owner equipment rebates will be split into two payments. Upon submitting the "Measures Selection Form" as soon as 100% Construction Documents is ready for the EDA team's review and use, the pre-construction energy analysis (PcEA) report will be prepared by the EDA team for SRP's review and approval. A partial equipment rebate for 50% of the projected energy savings as evidenced in the approved PcEA report will be issued to the building owner only after the construction of the proposed building has started. All remaining eligible equipment rebates will be paid to the building owner as soon as the final verification report is approved by SRP upon completion of the whole building energy model simulation according to the 'as-built construction documents' and findings from the 'final inspection'. The total building owner equipment rebate paid shall be no more than 150% of the rebate amount approved in the PcEA report, subject to funding availability.

For projects participating under the Expedited Track, all eligible equipment rebates will be issued to the building owner as a single payment based on the final verified savings from the 'as-built' whole building energy simulation and as evidenced in the approved verification analysis and/or related report. The final building owner equipment rebate paid shall be no more than 150% of the reserved rebate amount, subject to funding availability. In addition, to help offset the energy modeling costs for Expedited Track projects, a partial reimbursement of 50% of the QSP fees associated with energy modeling services, up to \$15,000, will be paid directly to the building owner. The reimbursement amount for energy modeling costs will be based on submitted invoices for energy modeling work completed by the approved QSP.

The savings for measures not covered by ASHRAE 90.1-2013 shall not be included as part of the total kWh energy savings to exceed ASHRAE 90.1-2013 Appendix G mandated base building by 10%. Rebates for measures not covered by ASHRAE 90.1-2013 will be paid at a fixed amount of \$0.08 per first year kWh of energy savings, using industry standard practice as a baseline. Rebates for measures not covered by ASHRAE 90.1-2013 are capped at 75% of the incremental customer cost.

The owner's equipment rebate will be subject to an energy efficiency program customer cap of \$300,000 per Program Year, less any other equipment rebate, service rebates paid to the design teams and the EDA services associated with all affected customer's projects under the same program year.

The baseline energy simulation model will be created in accordance with the requirements set forth in ASHRAE 90.1-2013 Normative Appendix G and the minimum equipment efficiency requirements from ASHRAE 90.1-2013. This baseline model provides a consistent benchmark against which to compare

energy performance metrics and energy savings for subsequent energy strategy alternatives. Energy savings will then be calculated as the baseline (code compliant) annual energy use minus the as-built annual energy use as determined by the energy simulation model based upon the results of a final verification report paid for by SRP.

Building owner equipment rebates are contingent on the as-built building exceeding the ASHRAE 90.1-2013 baseline model by 10% or more on a whole building electric basis. If the energy savings threshold is not met, no rebates are available through the New Construction Program. Rebates may be available through the SRP Business Solutions Standard or the SRP Business Solutions Custom Programs (rebate caps may apply). In addition, building owner equipment rebates will be reduced by 25% for customers that do not complete the minimum commissioning activities identified for the project by SRP. Building owner equipment rebates are also subject to compliance with program commissioning requirements, outlined in further detail in Section 6 of this manual.

Associated natural gas energy savings as obtained from the energy simulation model will be provided in the reports for informational purposes only. Owners are welcome to request additional services from the EDA service providers under a separate owner paid contract between the EDA team and owner and independent of the New Construction Program. These items may include quantifying water, or maintenance savings; LEED BD+C certification related submittal requirements; etc.

4.3 CORE AND SHELL/TENANT IMPROVEMENT PROJECTS

Core and shell (C&S) and tenant improvement (TI) projects typically result from an owner who is constructing a building with the purpose to lease out the floor area. In some cases, the building may contain mixed used occupancy (e.g. retail on the first floor and office space on the upper floors).

Measures that are typically included under C&S versus those that are common for TIs are summarized in Table 4.2.

Table 4.2: Example measures for C&S and TI Projects

C&S Measures	TI Measures
Building envelope (walls, roof, floor, glazing) Common area/exterior lighting Common area daylighting controls Central plant measures Air handling equipment measures	Tenant area lighting Tenant area daylighting controls Air handling equipment upgrades Data center measures VAV box control sequences

During the typical design phase of the new C&S building, tenants have not been secured for all spaces and therefore the TI design has not been completed yet. However, under the New Construction Program, the project must meet or exceed the 10% minimum savings threshold as compared to the baseline energy model.

To provide C&S projects an opportunity to maximize the building owner equipment rebates, the percentage savings will be calculated for systems that are designed, installed and commissioned, and as specified in TI guidelines for future installation(s). The building owner equipment rebate will be calculated based on the savings attributed to building systems and equipment that are installed and verified as part of the completed C&S project (exclusive of uninstalled TI measures, equipment and systems) as long as projected savings inclusive of future TI improvements exceed 10% above the ASHRAE 90.1 2013 Appendix G mandated base building.

Supporting documentation (in the form of lease agreements, or tenant improvement construction guidelines and specifications) shall be furnished to SRP under the terms of the program in order to receive rebate payment for C&S projects. Such documentation shall clearly identify that current and future

tenant “build-outs” will incorporate the energy efficiency measures indicated and incorporated in the C&S project. TIs not completed at the time of building construction may be eligible for rebates under the SRP Business Solutions Standard or SRP Business Solutions Custom programs.

DESIGN TEAM C&S / TI BUILDING OWNER EQUIPMENT REBATE EXAMPLE:

Project Highlights:

Systems designed, installed and commissioned in the C&S phase:

- Core and Shell office building, 175,000 SF
- Variable volume air handlers with premium efficiency motors
- High efficiency water cooled chiller
- Premium efficiency chilled water pumps with variable frequency drives
- High Efficiency LED lamps installed in common area lobbies and corridors
- Improved glazing solar heat gain coefficient and envelope insulation
- High efficient elevators

Tenant systems designed and/or specified in Tenant Lease Agreement and TI Requirements during the C&S phase, however not installed in the C&S Phase:

- High Efficiency LED lamps
- Daylighting controls and occupancy sensors
- VAV box control sequences

Calculated energy savings as a result of implementing EEMs:

- | | |
|---|---------------------------------|
| ▪ Systems designed, installed and commissioned in the C&S phase | 263,000 kWh/yr and 32 kW |
| ▪ Tenant systems designed and/or specified in the C&S phase
(not installed in the C&S phase) | <u>112,000 kWh/yr and 14 kW</u> |
| ▪ Total estimated savings | 375,000 kWh/yr and 46 kW |

The total estimated savings yields a 15% savings above code for this example.

Building Owner Equipment Rebate calculation

- Applicable rebate rate \$0.10/kWh and \$150/kW:

$$\$0.10/\text{kWh} \times 263,000 \text{ kWh/yr} + \$150/\text{kW} \times 32 \text{ kW} = \$31,100$$
- \$31,100 is the eligible building owner equipment rebate for those EEMs that are designed, installed and commissioned under the C&S project.

4.4 COMMERCIAL/INDUSTRIAL INTERIOR DESIGN-CONSTRUCTION PROJECTS

Due to the prevalence of design-build new construction projects, it has become common for new construction shell buildings to move through the concurrent design and construction process ahead of the interior design and build-out activities. As such, these projects don't typically fall into the Core and Shell/Tenant Improvement category. In order to influence the design-construction of these type of projects, the program encourages the affected design teams to exploit the EDA services available under the Enhanced Performance Track as long as the interior design is still early in the design process (before the schematic design is complete) and meets all other eligibility requirements. If the new construction shell building has already been constructed, the construction completion date needs to be within the current NCS program application year for the project to remain rebate eligible. Measures that are typically included under Commercial/Industrial Interiors are summarized in the table given below:

Commercial/Industrial Interiors Measures
High-efficiency lighting
Daylighting controls and occupancy sensors
Higher efficiency HVAC (High-efficiency units, VFDs, economizers)
AHU controls (Thermostat setpoint and setbacks, DCV)
High-efficiency equipment (elevator motor, sprinkler pump, and industrial equipment)

Savings for the proposed interior design-construction project, inclusive of any from the existing shell building, must meet or exceed the 10% minimum savings threshold as compared to the ASHRAE 90.1-2013 Appendix G baseline building model. The rebate eligible energy and demand savings will be based on those realized from the efficiency measures implemented in the Commercial/Industrial interior build-outs as well as those already implemented in the existing shell building components (walls, roof, floor, glazing).

5.1 ENHANCED PERFORMANCE TRACK OVERVIEW

Providing quality information in a timely fashion is critical to incorporating energy efficiency measures into buildings. The process commences with a brainstorming session for potential measures, followed by an investment-grade energy analysis report that quantifies the economic impacts of each measure, and completes with a review of the construction documents to ensure that the measures are included in the final design and a final verification report on the as-built building design. The schedule and duration of time between each meeting can be varied to accommodate individual design team's needs. However, the key milestone meetings described below are required to ensure that progress towards energy efficient decisions are achieved.

5.1.1 CUSTOMER APPLICATION AND APPROVAL

The first step in participating in the program is to complete a New Construction Program Project Application. The application requests information about the anticipated facility's design goals, building characteristics, and owner and design team contact information. Based upon SRP's review of the application, the project can be expedited to the most appropriate rebate program offering or the New Construction Program. In some cases, there may be a preliminary meeting to review the application and discuss program options and how a project is "tracked" once a program option is selected prior to participation approval.

Rebates paid for measures implemented for projects participating in the New Construction Program are not eligible to receive rebates through the other SRP program offerings. However, if a point is reached during the project (e.g. during late design or early construction) where the 10% energy savings above ASHRAE 90.1-2013 baseline cannot be achieved, SRP may consider providing rebates through another program offering.

The EDA team will consist of an energy modeling Qualified Service Provider (QSP) and lighting designer. SRP will assign the QSP to serve as the energy analyst and energy modeler for accepted projects and will provide the customer the name(s) and contact information for the EDA team (energy modeling QSP and lighting designer) for final approval as part of the Project Application Approval Form. As part of this approval form, the Customer will confirm the design team firm that will receive Design Team Service Rebate.

5.1.2 PROJECT MEETINGS

Technical services are provided to the design team to identify and investigate potential energy efficiency measures through a series of three meetings, outlined below.

Kick Off Meeting

This meeting is the official "kick-off" of the process. The meeting is scheduled by the Program Administrator and includes the EDA team and representatives of the owner, architects, engineers, utility and sometimes the developer and contractor(s). At this meeting, project energy and demand savings goals are set, the project schedule is established, programming is discussed, or the schematic design of the building is reviewed, and a list of potential strategies to be reviewed during the process is discussed.

The kick-off meeting also provides an opportunity for the design team and owner to discuss the scope of the utility-funded analysis. If the customer desires additional services from the EDA team, they may contract separately for those items (e.g., LEED certification, non-electric fuel analysis). Once the scope of the EDA team analysis has been finalized, the energy modeling QSP will complete the initial simulation modeling and develop the preliminary energy analysis report.

Preliminary Energy Analysis Review Meeting

In the second meeting, SRP will present and discuss the Preliminary Energy Analysis (PEA) Report that details the economic impacts and potential rebates for a number of viable energy efficiency measures to be finalized by the end of the design development review phase. Using costs provided by the design

team, simple payback information for each individual strategy and also for potential design bundle are presented.

The Preliminary Energy Analysis Report will also provide a commissioning plan for the owner to complete upon the building's completion. The plan outlines functional testing requirements as well as trending parameters to ensure that the systems, when installed, operate as intended.

Pre-Construction Energy Analysis Review Meeting

After the energy efficiency measures have been selected and incorporated into the construction documents (CD), the design team is responsible for providing the EDA team with the complete 100% CD package. At this time, the customer must submit a “**Measures Selection Approval Form**” before the EDA team starts any tasks towards the Pre-construction Energy Analysis (PcEA) Report. The EDA team will review the documents and check the specifications to ensure the selected design alternatives are included and identified as intended. If some measures of the final design alternative selection have been overlooked, efforts will be made to encourage the design team to incorporate them at this point. If these efforts prove unsuccessful, the savings estimates and corresponding rebate levels will be reduced accordingly.

In the third meeting, the results of the PcEA will be discussed that have taken into account final selections of the efficiency measures or bundle of measures as agreed upon in the “**Measures Selection Approval Form**” submitted by the building owner. If the measures as selected by the owner's design team provide savings beyond the 10% energy savings threshold, the design team service rebate is provided. Based on the energy savings of the final approved PcEA Report, 50% of the building owner equipment rebate is issued once the building construction has started. Rebate funds for the remaining portion of the building owner equipment rebate will be reserved for the current program year only. Rebate funds can be re-reserved for the following one year only if the project is on track during the previous year. Submission of project milestone documents every six months will be required to confirm project is on track.

5.1.3 COMMISSIONING

For purposes of this program, commissioning includes verification that the installed energy efficiency measures are operating as modeled. This ensures that the predicted energy savings are being achieved and that the system's operation and performance has been optimized. In the Preliminary Energy Analysis Report, SRP will provide a commissioning plan for the owner to complete once the building is constructed and all systems are operational. The plan outlines functional testing requirements as well as trending parameters to ensure the systems operate as intended.

5.1.4 VERIFICATION

Upon review of the customer's Commissioning Report, SRP will evaluate any variations found for each strategy as compared to its expected functionality, characteristics, and scope of installation. If variations are found for specific strategies, the energy simulation model is refined to match the functionality, characteristics and/or scope of the verified strategies. The as-built model is then used to calculate the final energy impacts. The EDA team issues the final verification report to the design team and the building owner as the final step in the design assistance process. The remaining portion of the building owner equipment rebate is paid based on savings results confirmed in the Verification Report and per the terms of the program.

An overview of the New Construction Program timeline and participation process is provided in Figure 5.1. Figure 5.2 includes an overview of the Enhanced Performance Track participation process and roles for participating parties.

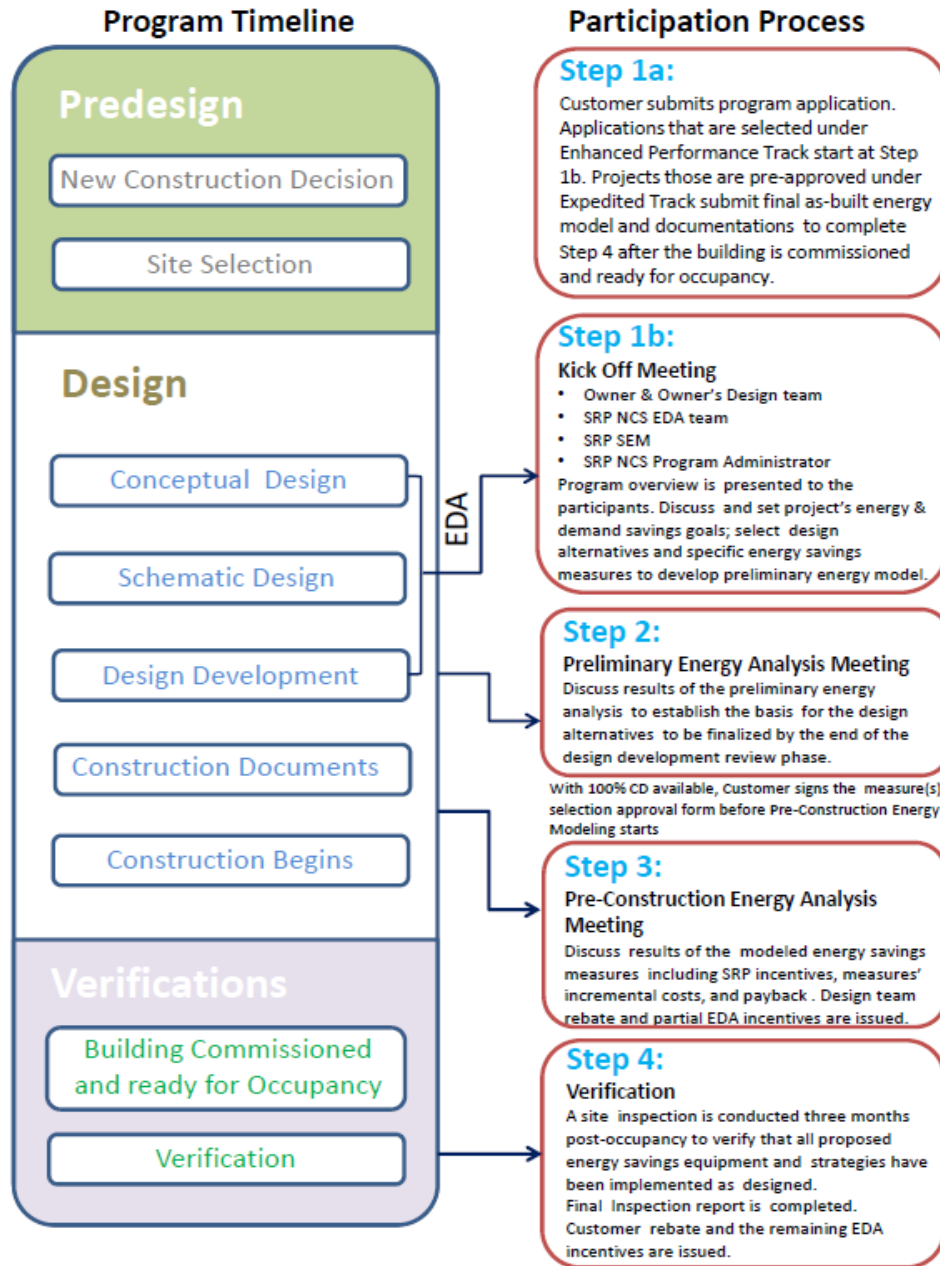


Figure 5.1: New Construction Timeline and Participation Process Overview

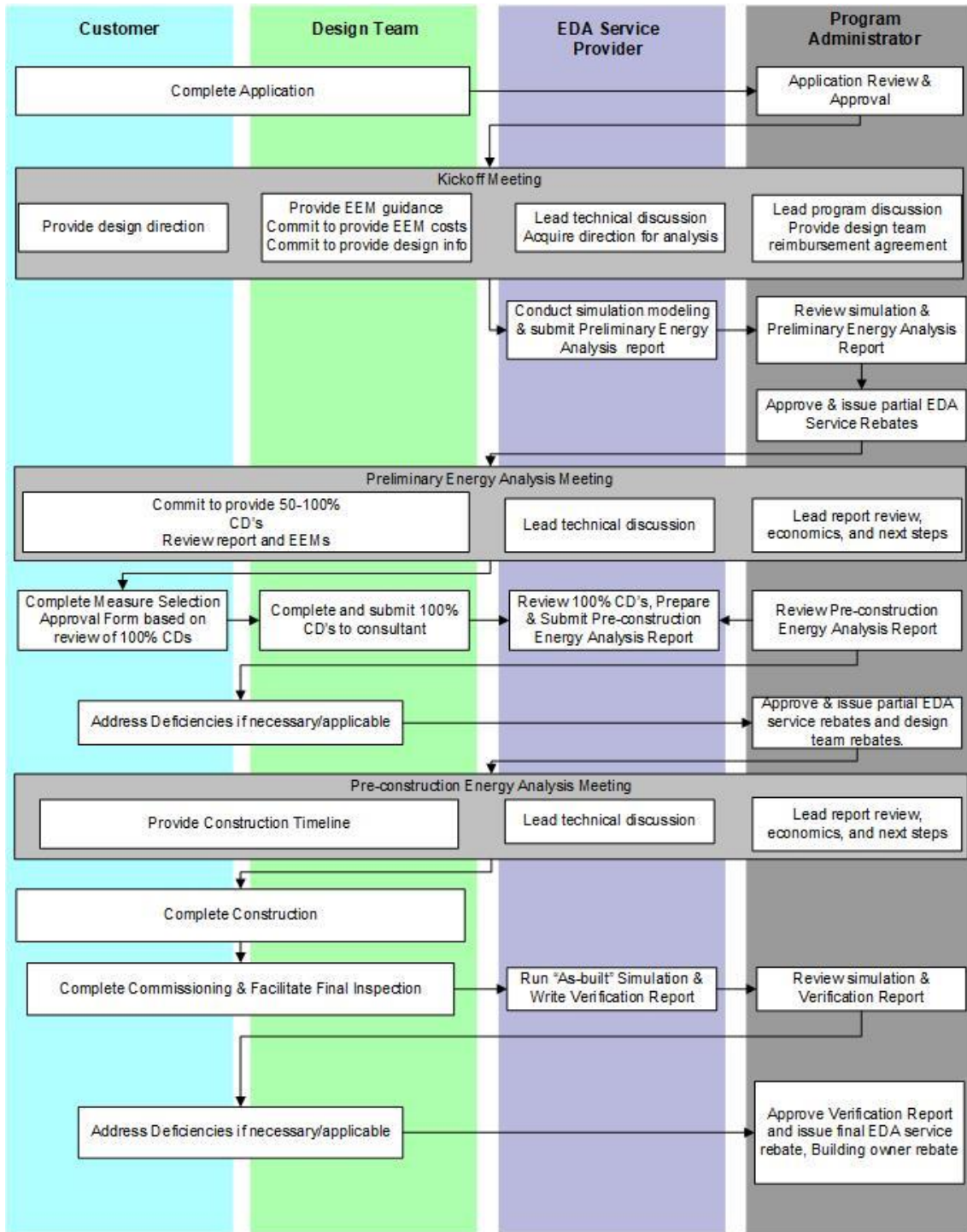


Figure 5.2: Enhanced Performance Track Participation Process & Roles Overview

5.2 EXPEDITED TRACK OVERVIEW

The Expedited Track is suited for smaller buildings or for projects with aggressive design schedules driven by business requirements. These projects are expected to have an integrated design process inclusive of whole-building energy modeling simulation not facilitated by the program. Depending on the targeted goals of the design team, necessary simulation rigor and schedules are implemented during the design phase. The participation process involves submitting the program application at or before the design development phase is complete and before any of the proposed new construction energy efficiency measures are purchased. As-built building's performance will be established with a calibrated energy model and supporting documentation.

5.2.1 CUSTOMER APPLICATION AND APPROVAL PROCESS

The first step in participating in the program is to complete a New Construction Program Project Application. The application requests information about the anticipated facility's design and savings goals, building characteristics, and owner and design team contact information. If it is determined that the project is not eligible to participate under the New Construction Program, the project can be routed to the other appropriate rebate program offerings. In some instances, there may be a preliminary meeting to review the application and discuss program options and how a project is "tracked" once a program option is selected.

Rebates paid for measures implemented for projects participating in the New Construction Program are not eligible to receive rebates through the other program offerings. If, after construction, a point is reached where the 10% energy savings above ASHRAE 90.1-2013 baseline cannot be achieved, SRP may consider providing rebates through another program offering.

The customer must appoint an SRP approved QSP to serve as the energy analyst for accepted Expedited Track projects in their Project Application. Any QSP fees associated with the energy modeling, commissioning and final inspection which is required by the program for the expedited track projects are the responsibility of the customer. However, the customer will be eligible to receive a 50% reimbursement of QSP fees associated with required energy modeling costs up to \$15,000, once the project is completed and the associated project's savings are verified by SRP.

It is required that project applications for expedited track projects be approved in writing by SRP prior to purchasing any of the affected energy efficient equipment. Upon receiving the pre-approval letter from SRP, customer may purchase the proposed energy efficiency measures to complete the construction and all necessary building commissioning activities.

5.2.2 COMMISSIONING

For purposes of this program, commissioning includes verification that the installed energy efficiency measures are operating as modeled. This ensures that the predicted energy savings are being achieved and that the system's operation and performance has been optimized. General guidelines for commissioning requirements are specified in the Project Application as well as Section 6 of this manual. The guidelines are intended to provide general direction as to acceptable standards for building performance verification, not to replace or change any other commissioning or installation guidelines the project may be required to perform.

5.2.3 VERIFICATION

Upon review of the customer's Commissioning Report, the QSP will evaluate any variations found for each strategy as compared to its expected functionality, characteristics, and scope of installation. If variations are found for specific strategies, the energy simulation model is refined to match the functionality, characteristics and/or scope of the verified strategies. The as-built model is then used to

calculate the final energy impacts. The QSP will issue the verification report and the calibrated as-built energy simulation model to SRP along with other required documents. In some cases, SRP may request clarification or revision to the simulation model. All revisions and responses should be made by the QSP within a timely manner. In some cases, SRP may request to inspect the installed equipment on-site. The building owner equipment rebate is paid based on the savings confirmed through a calibrated as-built energy simulation model per requirements of the program. Under this track, the reimbursement of the 50% of the required energy modeling costs, up to \$15,000, will be paid directly to the building owner at the conclusion of the project.

An overview of the New Construction Program Expedited Track participation process is provided in Figure 5.3.

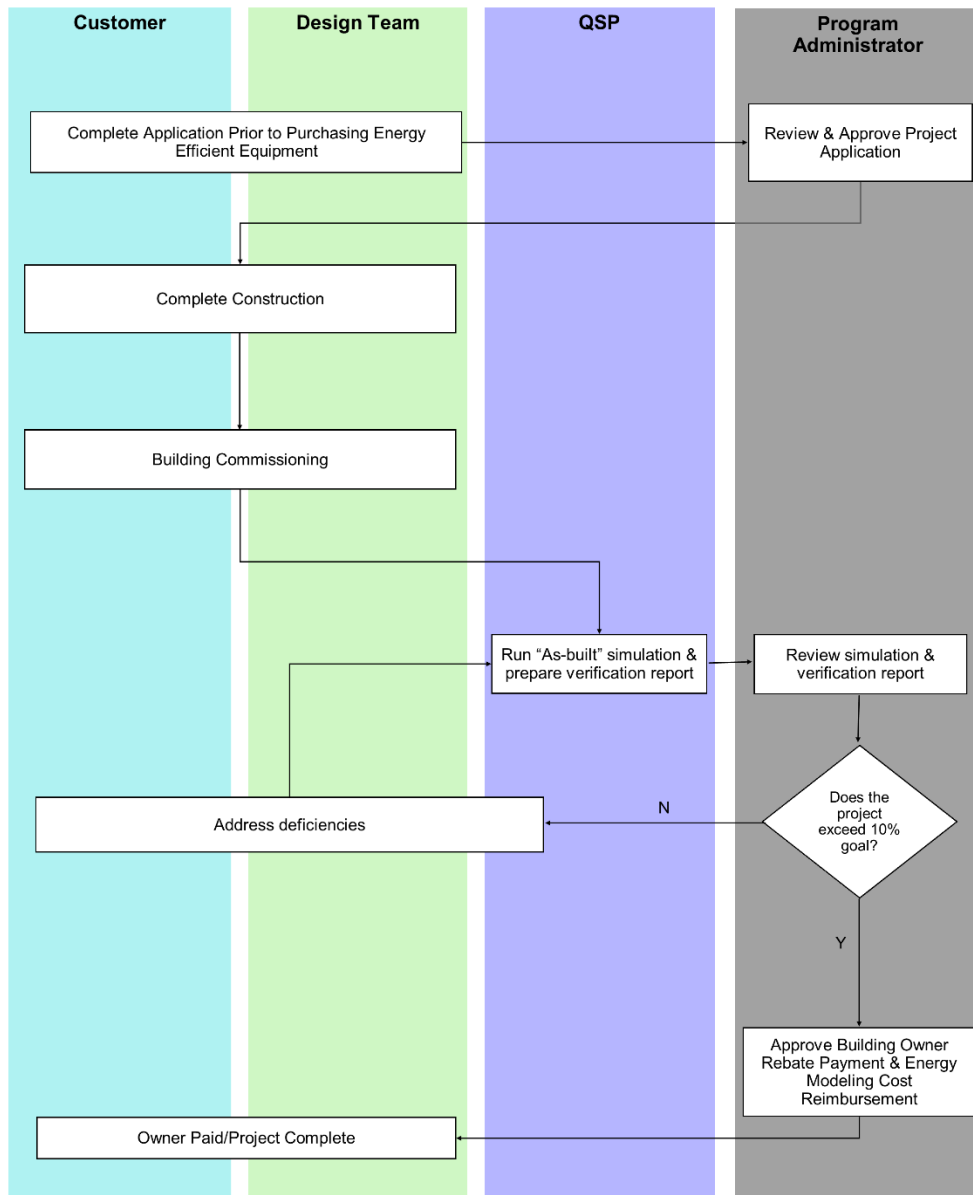


Figure 5.3: Expedited Track Participation Process Overview

For purposes of this program, commissioning includes verification that the installed EEMs are operating as modeled and is required in order to receive the full building owner equipment rebate. This helps to ensure that the predicted energy savings are being achieved and that the system's operation and performance has been optimized. In the preliminary energy analysis report, SRP will provide a commissioning plan for the owner to complete once the building is constructed and all systems are operational. Some measures may require commissioning during the cooling or heating seasons. The plan outlines functional testing requirements as well as trending parameters to ensure the systems operate as intended.

Since the commissioning phase of this project is the owner's responsibility, they can either hire their own contractor to perform the commissioning or contract separately with the QSP to provide these services. The owner may choose to opt-out of the commissioning requirement; however, the building owner equipment rebate will be reduced by 25%. Commissioning requirements for the Enhanced Performance Track will be established by the EDA team in consultation with the Program Administrator and will be outlined in the Preliminary Energy Analysis Report.

6.1 AFFECTED SYSTEMS

Table 6.1 is a summary table of example measures that typically require commissioning and other measures that do not require commissioning. The performance can be verified for the measures that do not require commissioning by obtaining a copy of the submittal from the installing contractor and field verifying that the systems were installed per the submittal.

Table 6.1: Example Measure Commissioning Requirements

Measures that require Commissioning	Measures that do not require Commissioning
Air handlers with advanced controls Indirect/direct evaporative cooling systems Central plants Daylighting controls	Building envelope measures Premium efficiency motors High efficiency lighting Cool roof

6.2 COMMISSIONING FEE

The commissioning fee is the responsibility of the owner. The energy modeling QSP is required to provide the estimated commissioning costs for each EEM that would require M&V related commissioning and data collection to include those costs in the Preliminary Energy Analysis Report. However, the final fee is to be negotiated with the owner and commissioning agent of their choice.

6.3 COMMISSIONING GUIDELINES: EXPEDITED TRACK ONLY

The following guidelines are to serve as general direction for items necessary to provide to SRP that eligible energy efficiency measures are installed properly and operating as modeled. Commissioning requirements for the Expedited Track will be established by the Program Administrator in the Expedited Track Application Approval Letter. The commissioning requirements may include:

- Copies of submittal review reports vs. design specifications
- Copies of manufacturer or contractor pre-functional checkout sheets
- Copies of functional testing results and discrepancy and repair logs

- Trended or logged data files (in Excel or CSV format) and summary reports recorded during normal operation and operation inclusive of the following data points as applicable. SRP may provide further direction or specific requirements upon request. Unless otherwise noted, data points should be recorded for a minimum of two (2) weeks taken at a maximum of 15 minute increments.
 - For projects with central chiller plants:
 - All equipment status' (chillers, pumps and fans) digital outputs
 - All VFD speeds (% Hz) and/or water flows (GPM) as available
 - All entering and leaving water temperatures (°F, chilled and condenser water) across equipment or loops
 - All equipment or loop loads (%FLA, % load, BTU) as available
 - All equipment power (kW) or electric current (A) as available
 - All other control points or outputs relevant to EEMs, such as differential or discharge pressure (psi)
 - For projects with VAV systems:
 - For all air handling units:
 - Equipment status' (compressors, fans, heating systems, etc.) digital outputs
 - Fan speed(s) (supply, return, relief, etc.) and/or airflow (CFM)
 - Valve positions (% CHW, HW) and/or as applicable
 - Air temperatures (°F, return air, mixed air, supply air, etc.)
 - Static pressure setpoints and analog output (in. w.c.)
 - Equipment power (kW) or electric current (A) as available
 - Damper position(s) (%) and/or airflow (CFM) as available
 - Other control points or outputs relevant to EEMs (e.g. CO₂ ppm for DCV measures)
 - For a representative sample of zonal equipment:
 - Damper positions (%) and/or airflow (CFM)
 - Supply and zone temperatures (°F)
 - Heating stage(s) status' digital output
 - Zonal fan outputs
 - Occupancy signal as applicable
 - For projects with air-side heat recovery wheels, ERVs, evaporative pre-coolers or similar devices:
 - All entering and leaving air temperatures from both sides of heat exchanger
 - All damper(s) positions (%)
 - All fan(s) output signals
 - All other control points or outputs relevant to EEMs

- For projects with constant volume air-side equipment (SZ, MZ, fan-coil units, etc.) from representative sample:
 - Equipment status' (compressors, fans, heating systems, etc.) digital outputs
 - Fan speed(s) (supply, return, relief, etc.) and/or airflow (CFM)
 - Valve positions (% , CHW, HW) and/or as applicable
 - Air temperatures (°F, return air, mixed air, supply air, zone/room air etc.)
 - Equipment power (kW) or electric current (A) as available
 - Damper position(s) (%) and/or airflows (CFM) as available
 - Other control points or outputs relevant to EEMs (e.g. CO₂ ppm for DCV measures)

- For projects with lighting control systems (photocell controls, occupancy sensors, dimming controls, etc.) from representative sample of systems
 - Occupancy status' digital output (change of state)
 - Zone lighting input / control point (footcandles, etc.)
 - Lighting output or stage (% , stage #)
 - Lighting circuit power (kW) or amperage (A) as available
 - Other control point or outputs relevant to EEMs that support energy savings and EEM functionality

SRP offers a range of energy efficiency opportunities to help commercial and industrial customers save energy and money. Reduced energy costs, technical assistance, and/or incentives are available for qualifying customers. A summary of other available commercial and industrial energy efficiency programs is provided below. Additional information regarding eligibility requirements, rebates, and participation processes is available at www.savewithsrpbiz.com or by contacting the Program Administrator.

SRP Business Solutions Standard Program

The SRP Business Solutions Standard Program promotes the purchase of industry-proven, high-efficiency equipment. Rebates serve to buy down the difference between the cost of high-efficiency and standard equipment, thereby making the high-efficiency equipment a more attractive option for customers. Rebates are available for qualifying lighting, HVAC, data center, building envelope, compressed air, and refrigeration measures.

SRP Business Solutions Custom Program

The SRP Business Solutions Custom Program provides a comprehensive platform for cost-effective non-residential energy efficiency projects not addressed by the SRP Business Solutions Standard Program. One of the primary goals of the program is to obtain verifiable, cost-effective and persistent electrical energy savings that result from the installation of energy efficiency measures.

In addition to equipment rebates, SRP offers eligible customers the opportunity to receive energy efficiency assessments performed by a Qualified Service Provider (QSP). These assessments focus on a predefined system or scope of energy efficiency business practices, strategies and capital improvement opportunities, and can provide both initial and investment grade reports to assist customers in screening, evaluating and prioritizing complex energy efficiency projects.

SRP Business Solutions Retrocommissioning Program

The SRP Business Solutions Retrocommissioning Program is designed to help customers achieve demand and energy savings in commercial and industrial facilities. Savings are realized through the systematic evaluation of facility systems and customer's implementation of cost-effective, energy efficiency measures targeted to improve facility operation that, in many cases, also improve occupant comfort and production efficiency.

Program participants are customers with 50,000+ sq. ft. of conditioned space or 1,000,000 kWh in usage who have demonstrated a commitment to spend \$3,000 or more to implement identified retrocommissioning measures with an estimated total project simple payback of 2.0 years or less calculated before rebates and based upon electric and associated gas savings. Additionally, a Monitoring-Based Commissioning (MBCx) option is available for customers with 150,000+ sq. ft. or 3,000,000 kWh to utilize data analytics to find additional potential savings. A streamlined Building Tune-up program is available for customers with facilities 15,000+ sq. ft. in size.

SRP Business Solutions New Construction Program

The SRP Business Solutions New Construction Program provides technical assistance and financial rebates to help architects, engineering professionals, and building owners optimize energy and demand savings, and reduce operating costs in commercial new construction projects. Projects must be new construction or major renovation and must be 20,000 square feet or greater for commercial, industrial, retail, multifamily, or core and shell use. Projects that are most likely to succeed in meeting the program's goals will be accepted. The program offerings will be designed to be scalable for projects of varying sizes under two different tracks, and flexible to grow with customer demand.

The Expedited Track is suitable for projects with accelerated design schedules that are unable to invest the time necessary for participating under the enhanced performance track. The buildings under this track will have less aggressive savings targets; typically these buildings will have less than 75,000 square feet of conditioned floor space but must be $\geq 20,000$ square feet (new construction/renovation/additions).

The Enhanced Performance Track will offer two types of Energy Design Assistance (EDA) service incentives, Energy Modeling and Lighting Design Services Incentives. This track employs a whole building performance-based strategy that fosters an integrated design approach with the project's design team starting during the project's schematic design phase. Early involvement combined with the comprehensive interaction of key project stakeholders afford the opportunity to cost-effectively evaluate and incorporate efficiency strategies while design components are still fluid. Under the Enhanced Performance Track, the buildings will have $\geq 50,000$ square feet of conditioned floor space (new construction/renovation/additions).

SRP Business Solutions Small Business Program

The SRP Business Solutions Small Business Program promotes the purchase of high-efficiency lighting and HVAC upgrades in small commercial and industrial facilities. No-cost assessments are available to qualifying customers to help identify lighting efficiency and HVAC upgrade opportunities. Rebates are also available to pre-approved installation contractors to buy down the difference between the cost of energy-efficient systems and standard lighting and HVAC equipment, thereby making the high-efficiency equipment a more attractive option for customers. Rebates are available for qualifying lighting and HVAC measures.

SRP Business Solutions Electrification Program

Thinking of switching to electrically fueled equipment at work? The SRP Business Solutions Electrification Program promotes the purchase of qualifying equipment to convert fossil fuel powered equipment to electric to reduce carbon emissions and make for healthier and safer work environments. Rebates for electric forklifts, electric truck refrigeration, and electrified truck parking spots are available, with additional custom rebates available for site specific equipment like industrial process heating or mid or large heavy-duty fleet conversions. More information can be found at <https://savewithsrpbiz.com/etech>, by calling 602-236-9650, or by emailing etechrebates@srpnet.com

SRP Business Solutions Workplace EV Program

The SRP Business Solutions Workplace EV Program promotes the purchase of qualifying charging equipment to power electric vehicles. Your customers and employees will welcome the convenience to charge at work, to encourage customers to stay longer, and to count this initiative towards your sustainability goals. The program provides a per port rebates for level 2 chargers. For technical assessments or program support visit <https://savewithsrpbiz.com/rebates/evcharger.aspx>

SRP Business Solutions Multifamily Program

The SRP Business Solutions Multifamily Program promotes the purchase of high-efficiency lighting, HVAC, building envelope, and tenant upgrades in apartments and other multifamily properties. Contractors promote rebates for both tenant spaces and common areas, with a variety of rebate opportunities available. Be on the lookout for more information at <https://savewithsrpbiz.com>

SRP Business Demand Response Program

SRP is collaborating with a company called Enel X to offer commercial, institutional, and industrial organizations incentive payments for participating in a new program to maintain a reliable and cost-effective electric grid. Between the months of May and October each year, large energy consumers can

earn payments for making targeted energy reductions during times of peak demand. Interested customers can contact their Strategic Energy Manager (SEM) for more details and to determine if they would be a good fit for the program.

A brief listing of energy efficiency resources available on the Web is provided below.

- AHRI Online Directory of Certified Equipment. The Air Conditioning, Heating and Refrigeration Institute (AHRI) is a national trade association of HVAC equipment manufacturers. A publicly available online directory lists detailed equipment information for all certified equipment. (www.ahridirectory.org)
- Air Conditioning Contractors of America (ACCA). The ACCA is a non-profit organization representing HVAC contractors in the U.S. Current industry information and resources are available from their web site. (www.acca.org)
- Consortium for Energy Efficiency (CEE). CEE is a non-profit organization that develops national initiatives to promote the manufacture and purchase of energy-efficient products and services. (www.cee1.org)
- Department of Energy – Energy Efficiency and Renewable Energy (EERE). EERE provides information for consumers on a wide range of energy efficiency topics. (www.eere.energy.gov)
- ENERGY STAR. ENERGY STAR is a government-backed program designed to help consumers increase their energy efficiency. (www.energystar.gov)
- Electrical Apparatus Service Association, Inc. (EASA). EASA provides its members with current information on materials, equipment, and technological advances in the electromechanical industry. (www.easa.com)
- Motor Decisions Matter. Motor Decisions Matter is a nation program encouraging proper motor selection and management. The program is supported by a number of industry trade groups and orchestrated by the Department of Energy's Office of Industrial Technologies. (www.motorsmatter.org)
- National Electrical Manufacturers Association (NEMA). The Motor and Generator section of NEMA has developed an industry standard for premium efficiency motors. (www.nema.org)
- US Green Building Council (USGBC). USGBC is composed of more than 13,500 organizations from across the building industry that are working to advance structures that are environmentally responsible, profitable, and healthy places to live and work. (www.usgbc.org)

What happens if my project cannot achieve the 10% savings threshold?

The project will be transferred to either the SRP Business Solutions Standard or SRP Business Solutions Custom Programs. If the 100% construction documents do not achieve the 10% savings target, the design team reimbursement will also be forfeited.

Are there any examples of anomalies with the ASHRAE Appendix G baseline selection?

Design teams may opt to install air-cooled chilled water systems for buildings which require a packaged DX VAV system baseline. In this particular case, the overall energy consumption of the proposed high efficiency air cooled chiller combined with the additional chilled water pumping energy exceeds the baseline mechanical system's energy consumption. In these instances the energy consultant may need to recommend that the design team pursue water cooled chilled water plant or install a high efficiency packaged VAV system that exceeds code.

What types of facilities are eligible to participate in the New Construction Program?

Facilities where the majority of the systems are subject to ASHRAE Standard 90.1-2013 are eligible to participate in the New Construction Program. Facilities that are primarily composed of non-code compliant systems should contact the Program Administrator to discuss available options.

How would a facility which has both code and non-code compliant systems participate under SRP's programs?

The code compliant measures such as HVAC, envelope, building controls, and lighting would be eligible for participation in the New Construction Program. Measures which are not subject to ASHRAE Standard 90.1-2013 (refrigeration, computer room cooling, etc.) would be isolated and eligible to receive building owner rebates under the program paid at \$0.08/kWh, capped at 75% of the incremental cost. The baseline energy consumption for non-code compliant systems is based upon industry standard practice. Efforts will be made to provide technical assistance and rebates for all eligible measures by SRP. For more information please contact the Program Administrator.

What if the design team's assumptions vary significantly from typical values such as plug loads, internal loads and occupancy?

Assumptions used by the design team should be evaluated by the design team. When values vary significantly from industry standard, efforts should be made to confirm them with the design team and the owner. If valid arguments can be made for the design team's assumptions and are deemed appropriate for the program, the values should be documented in the respective reports.

Are there any rebate caps?

There is a rebate cap applicable to all customers and applications:

Customers are subject to a maximum rebate of \$450,000 from May 1 through April 30 for all SRP programs, with a cap of \$300,000 for energy efficiency programs and a \$150,000* cap for Business EV chargers and Electrification rebates combined. *Electrification rebates are capped at \$50,000. Business EV equipment rebates are limited to a maximum of 75 Level 2 charging station rebates and 3 DC fast charging station rebates.

For the purposes of SRP's energy efficiency programs, a customer is defined as a company or organization that receives electric service from SRP under an approved SRP price plan. A customer is a holder of a single account, multiple accounts in aggregate or corporate accounts. Multiple accounts or corporate accounts with SRP customer identification number will be considered a single

customer. An organization of this type can participate in multiple efficiency programs but will be subject to any applicable customer caps.

Can customers with multiple facilities aggregate them together to meet minimum facility size requirements?

Aggregation of multiple customer sites may be allowed in special circumstances (e.g. different facilities with the same floor plan and mechanical system, or campus-type locations served by a single central plant). Customers should contact the Program Administrator to discuss the eligibility of their facility before completing a Project Application if there are any questions.

Are customers eligible to participate in other energy efficiency programs offered by SRP and the SRP Business Solutions New Construction Program at the same time?

Yes, but individual measures may only receive rebates under one program. Measures identified for implementation under the SRP Business Solutions New Construction Program are **not** eligible for rebates under other program offerings.

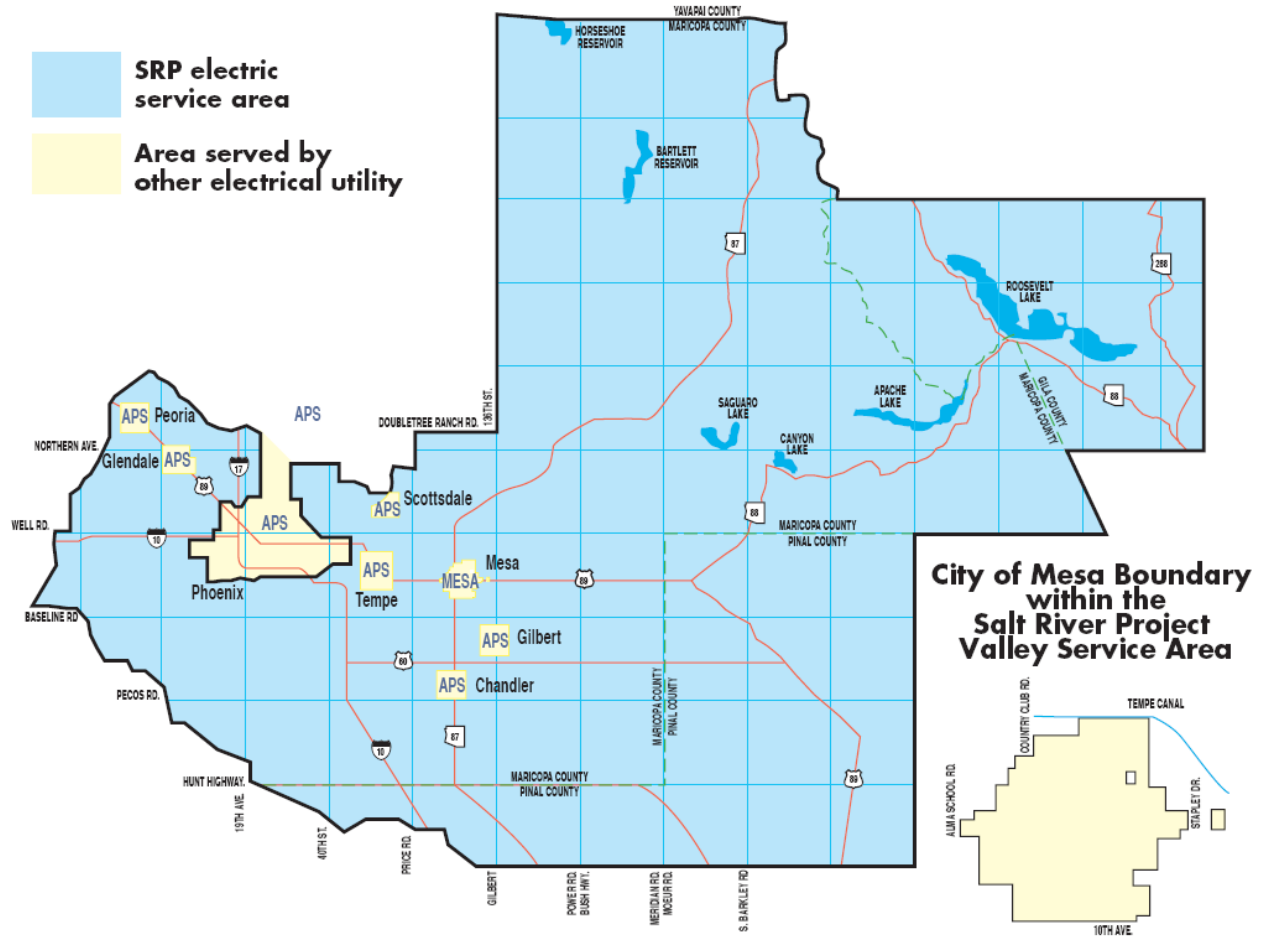
Where can I find out more about this program?

Customers can learn more about the SRP Business Solutions New Construction Program and other SRP programs in the following ways:

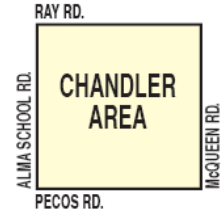
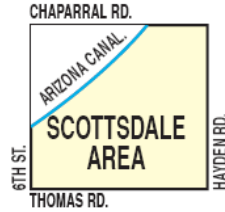
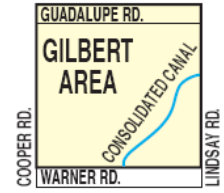
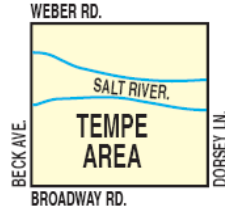

- Web
 - www.savewithsrpbiz.com
- Telephone
 - Customer informational hotline: (602) 236-3054
- Fax
 - (480) 345-7601
- Email
 - Customer inquiries: savewithsrpbiz@srpnet.com

- Mail
 - SRP Business Solutions New Construction Program
 - 3100 W Ray Road, Suite 230
 - Chandler, AZ 85226

An illustration of SRP's service area is provided below. A more detailed map of SRP service area is available by contacting the Program Administrator.



APS Boundaries within the Salt River Project Valley Service Area





Customer hotline: (602) 236-3054

Qualified Service Provider hotline: (602) 236-1611

savewithsrpbiz@srpnet.com
