

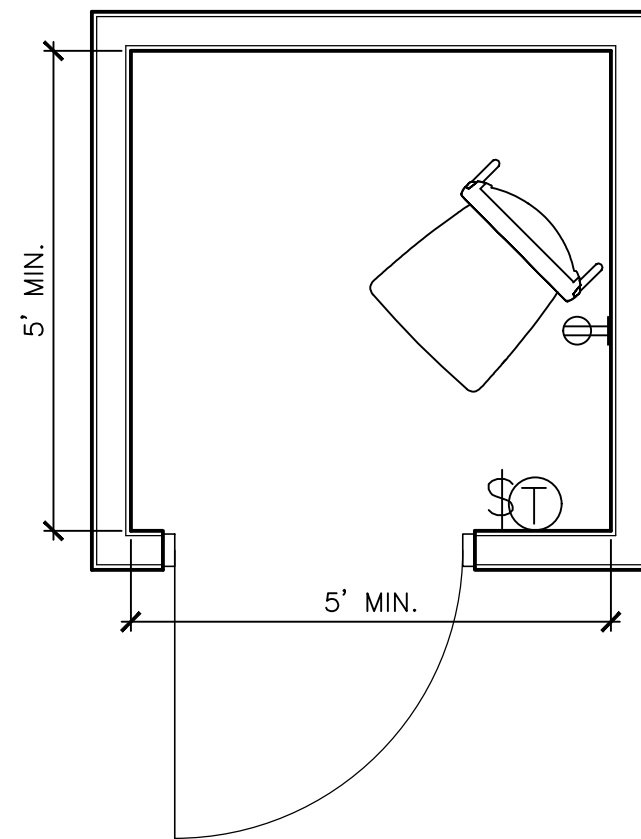


DWG. NO.

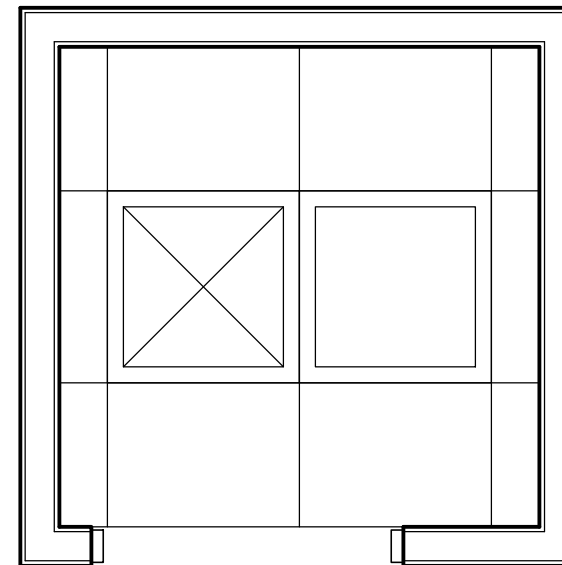
RTS-WS01

ROOM TYPICAL SHEETS  
WORK SPACE  
PHONE ROOM (PHONE BOOTH)

4-26-2023 001



FLOOR PLAN



REFLECTED CEILING PLAN

PHONE ROOM

Architectural Finishes: See Finish Section in Room Guidelines Manual (conference section) Accent paint on back wall.

Furniture, Fixtures & Eqpt: Single chair and side table

AudioVisual: none

Acoustics/Construction: Walls 6" above ceiling

Special Systems (Security/Fire): Ceiling Mounted Fire Strobes

Electrical: LED lighting and power per IECC. Power shown must meet NEC code.

Mechanical/Plumbing: Standard Mechanical, no plumbing

Notes: Preference to swing the door out to provide more space within the room.




DWG. NO.

RTS-WS02

ROOM TYPICAL SHEETS  
WORK SPACE  
CONSULT ROOM (4P Max)

4-26-2023 001



CONSULT ROOM

Architectural Finishes: See Finish Section in Room Guidelines Manual (conference section) Accent paint on back wall.

Furniture, Fixtures & Eqpt: FFE varies and per project needs

AudioVisual: FFE varies and per project needs

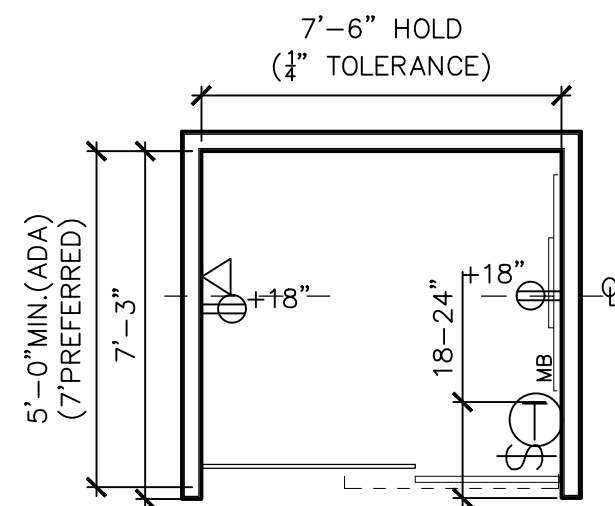
Acoustics/Construction: Walls 6" above ceiling with insulation each side, acoustic wall covering on back wall

Special Systems (Security/Fire): Ceiling Mounted Fire Strobes

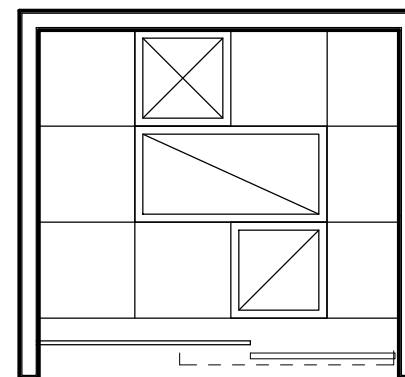
Electrical: LED lighting and power per IECC. Power shown must meet NEC code.

Mechanical/Plumbing: Standard Mechanical, no plumbing

Notes: Confirm with SRP PM if door to be traditional swing door with side lite or OFOI FFE Wall system with 8'-2" soffit (1/4" tolerance)



FLOOR PLAN



REFLECTED CEILING PLAN




DWG. NO.

RTS-WS03

ROOM TYPICAL SHEETS  
WORK SPACE  
HUDDLE ROOM

4-26-2023 001



HUDDLE ROOM (FUTURE OFFICE)

Architectural Finishes: See Finish Section in Room Guidelines Manual (conference section) Accent paint on media wall

Furniture, Fixtures & Eqpt: Table-w/ rolling chairs

AudioVisual: Varies from No AV or non-mounted AV includes: Monitor, soundbar, KB & mouse on furniture (see AV Legend)

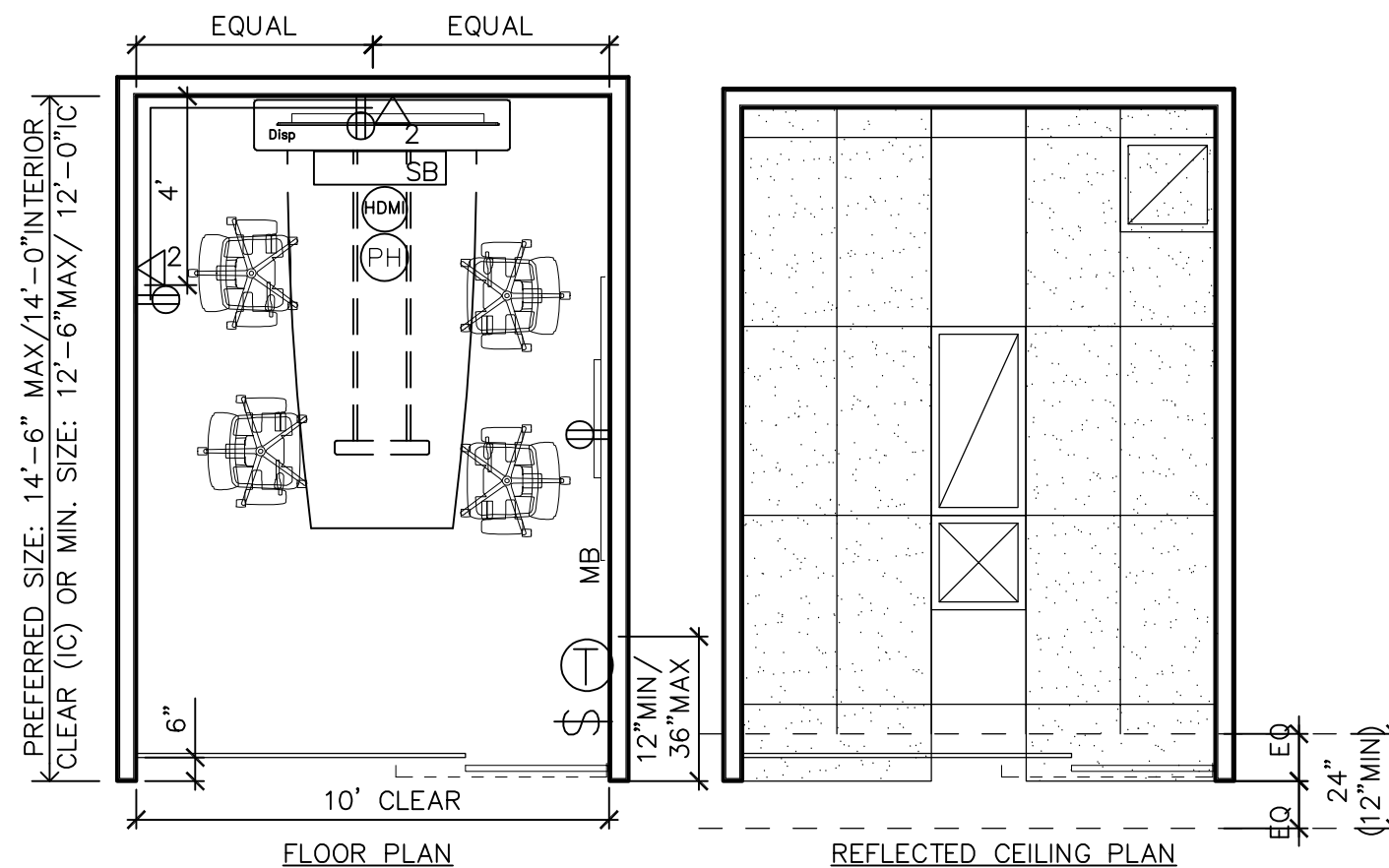
Acoustics/Construction: Walls 6" above ceiling with insulation on side walls, back wall to be full height to structure.

Special Systems (Security/Fire): Ceiling Mounted Fire Strobes

Electrical: LED lighting and power per IECC. Power shown must meet NEC code.

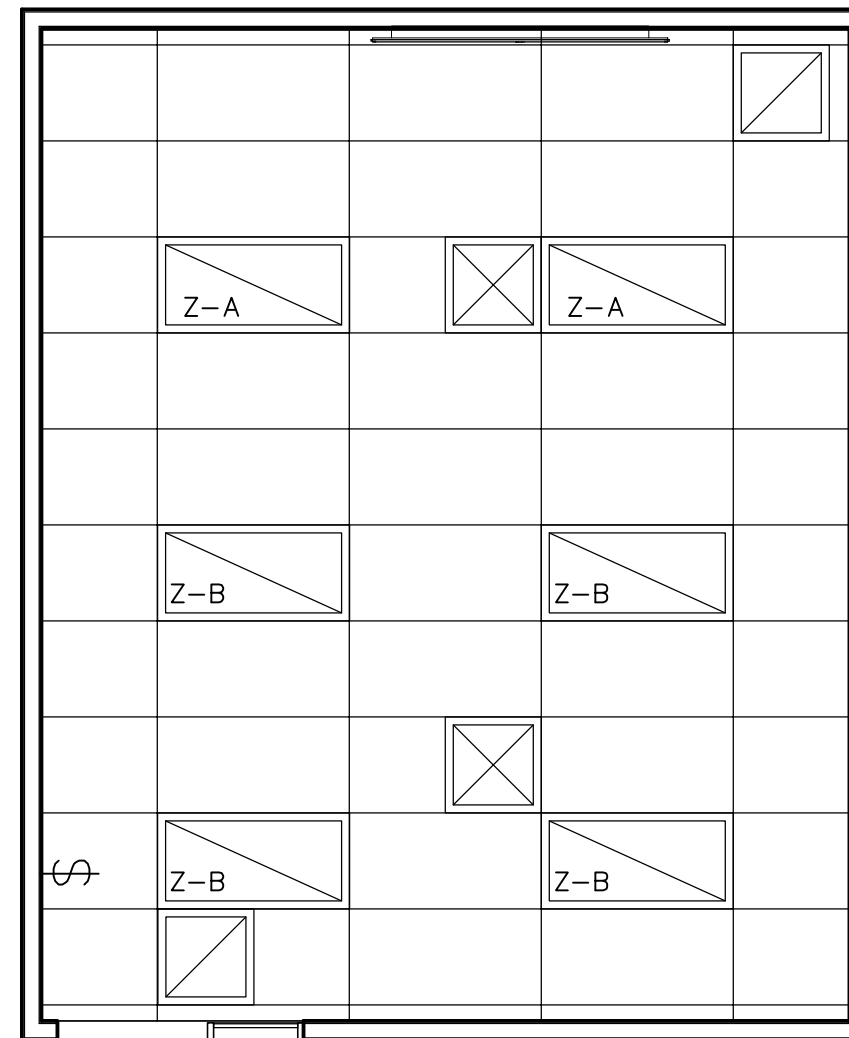
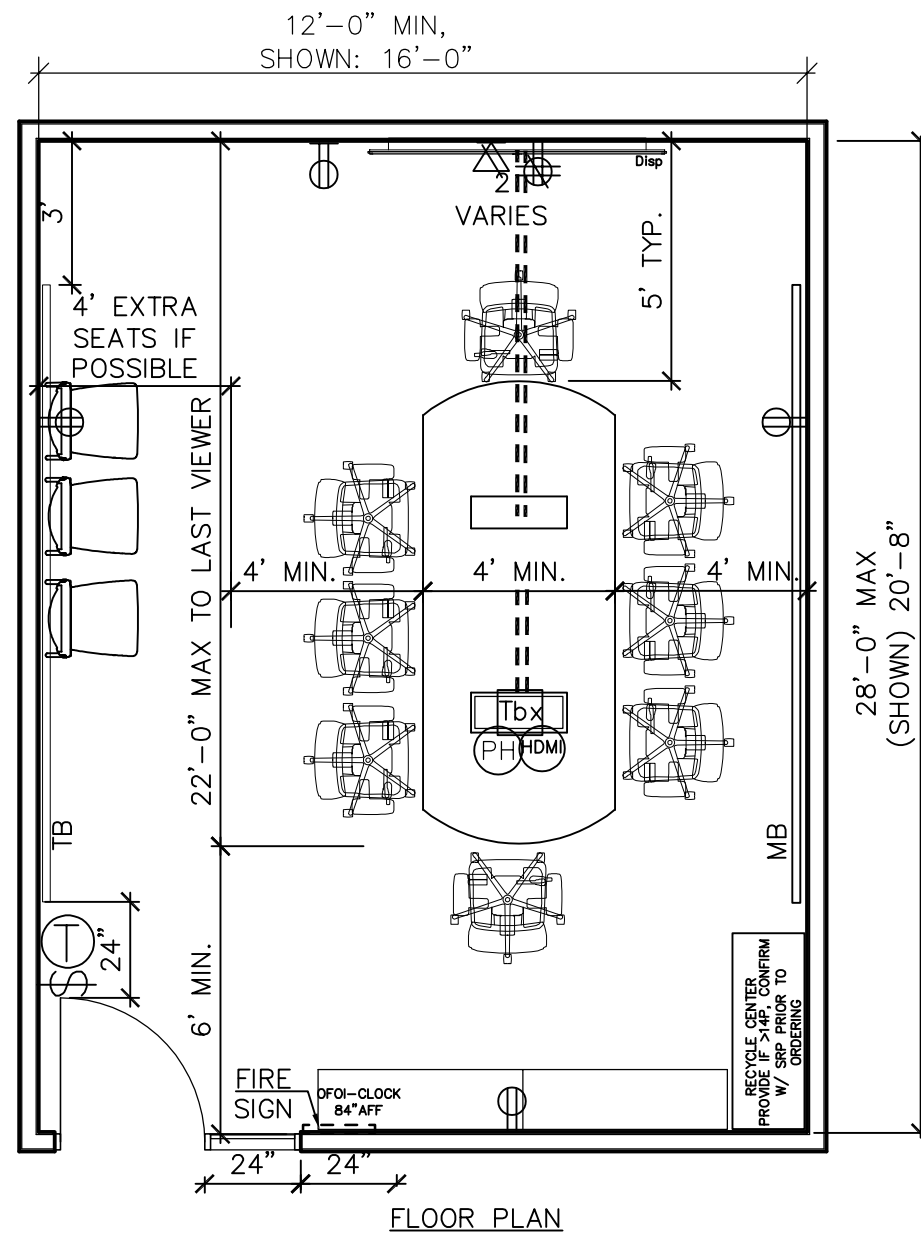

Mechanical/Plumbing: Standard Mechanical, no plumbing

Notes: Confirm with SRP PM if door to be traditional swing door with side lite or OFOI FFE Wall system with 8'-2" soffit (1/4" tolerance). Provide a longer data patch cord from side wall to the back wall for AV. GC to install frosted vinyl on door and window fronts.





ROOM TYPICAL SHEETS  
WORK SPACE  
COLLABORATION ROOM (24P or less)



COLLABORATION ROOM (AKA: CO-LAB)

**Architectural Finishes:** See Finish Section in Design Guidelines Manual (conference section) Accent paint on media wall.

**Furniture, Fixtures & Eqpt:** Fixed Table-w/ rolling chairs, refreshment table, Signs, Markerboards, Tackboards

**AudioVisual:** Wall mounted Display with laptop connection (see AV Legend)

**Acoustics/Construction:** Full Height walls, sound seal

**Special Systems (Security/Fire):** Ceiling Mounted Fire Strobes

**Electrical:** LED lighting Zoned Front/Back, Lighting and power per IECC. Power shown must meet NEC code.

**Mechanical/Plumbing:** Standard Mechanical, no plumbing

**Notes:** Provide in-wall backing for AV. Accent perimeter lighting is an option if room is wide enough to require it.

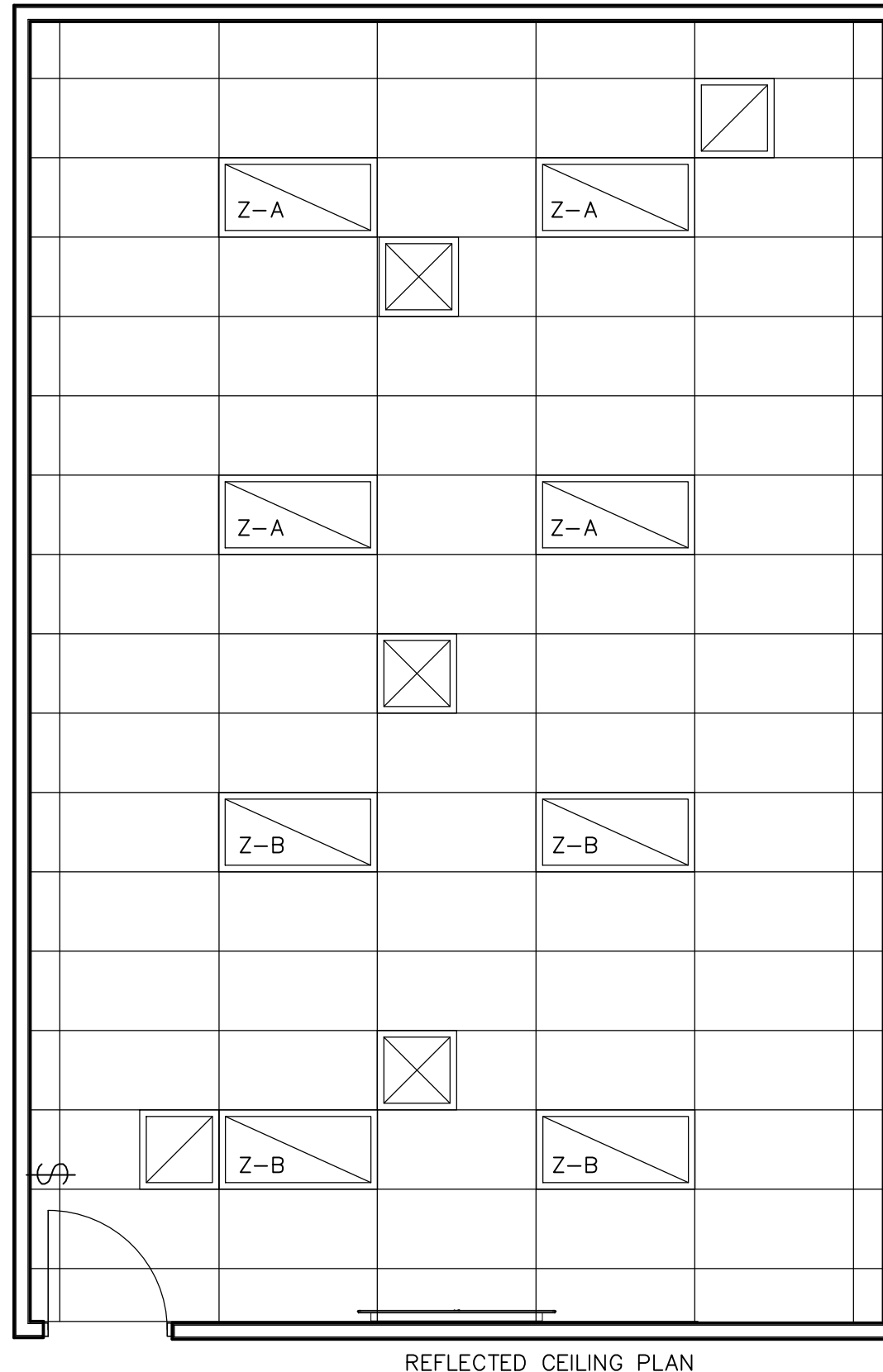
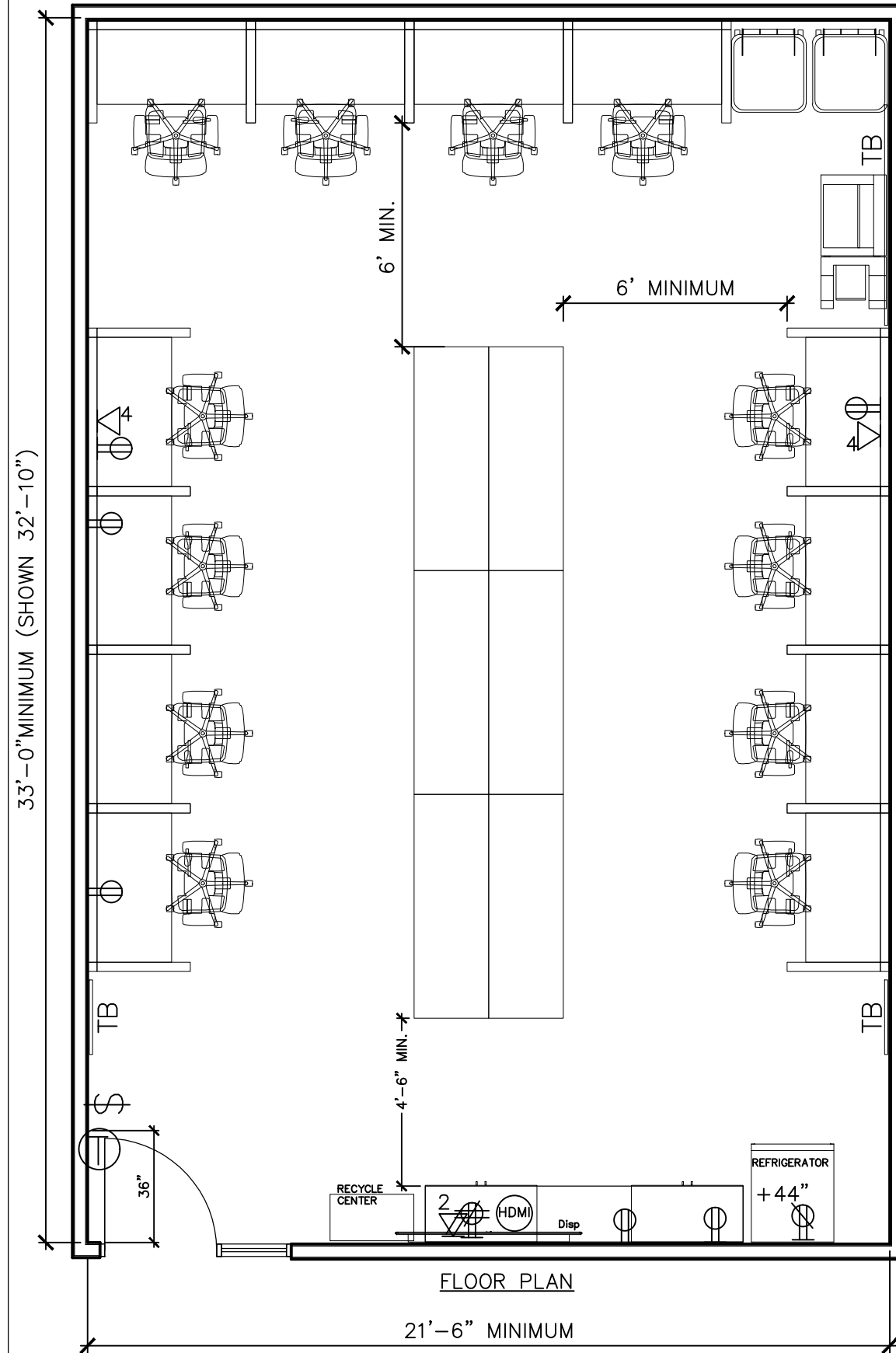


DWG. NO.

RTS-WS05

ROOM TYPICAL SHEETS  
WORK SPACE  
MULTI-PURPOSE ROOM (+/-24P)

4-26-2023 001



MULTI PURPOSE ROOM

Architectural Finishes: See Finish Section in Room Guidelines Manual (conference section) Accent paint on media wall.

Furniture, Fixtures & Eqpt: Workstation touchdown desks @ the perimeter storage, shared collaboration work surface with additional storage where possible, rolling chairs, refreshment counter, Tackboards

AudioVisual: Monitors, Soundbar, Laptop connection (see AV Legend),

Acoustics/Construction: Full Height walls

Special Systems (Security/Fire): Ceiling Mounted Fire Strobe

Electrical: LED lighting Zoned Front/Back, Lighting and power per IECC. Power shown must meet NEC code.

Mechanical/Plumbing: Standard Mechanical, no plumbing

Notes: