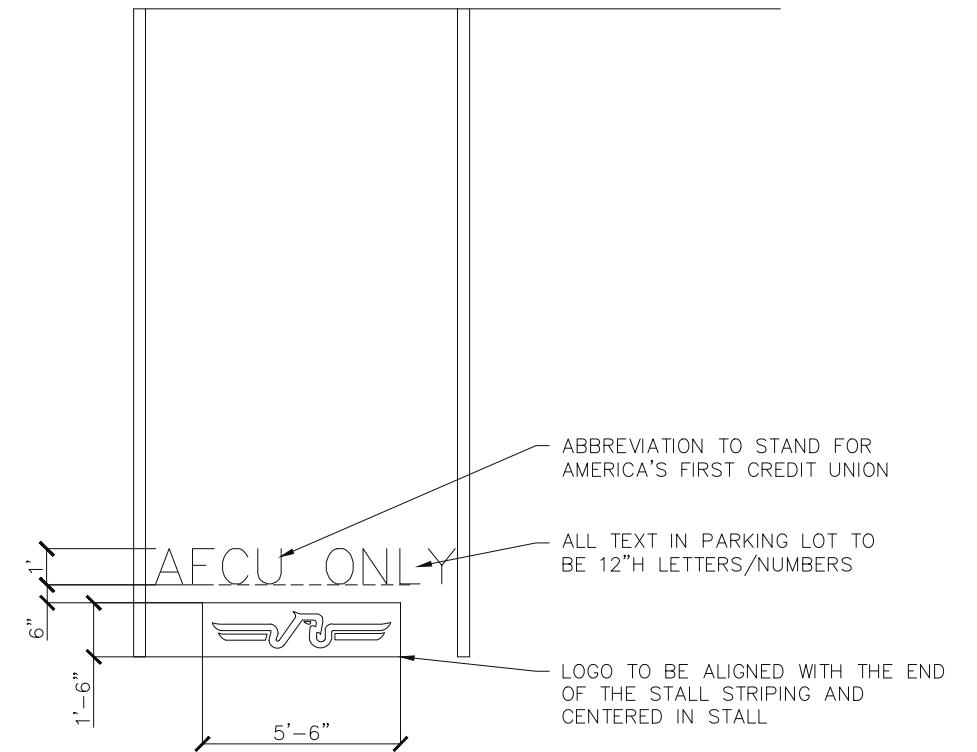


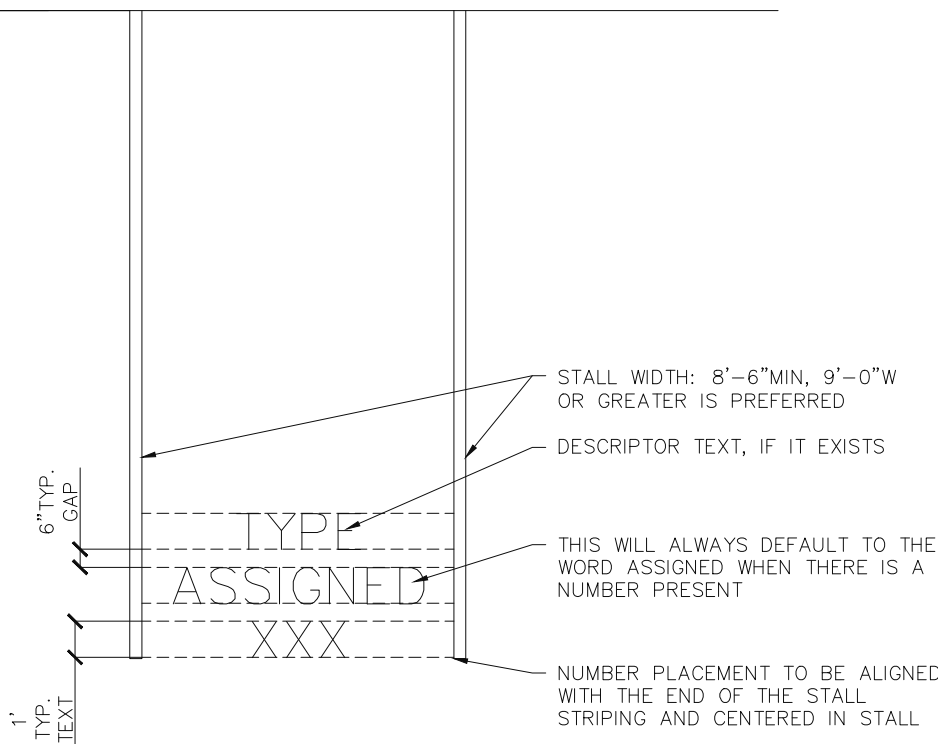
TYPICAL ADA STALL LAYOUTS

SCALE: 3/16" = 1'-0"



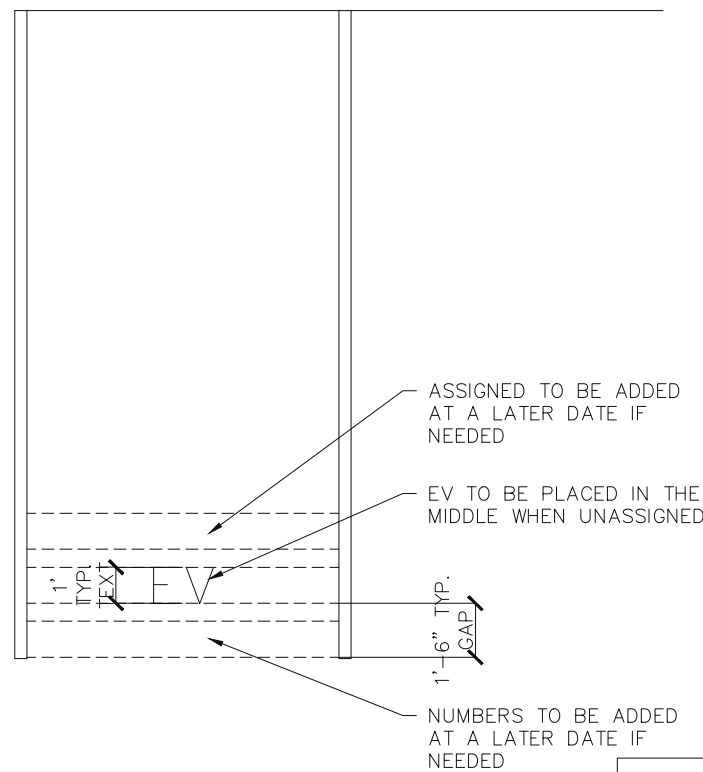
TYPICAL CREDIT UNION TEXT LAYOUT

SCALE: 3/16" = 1'-0"



TYPICAL ASSIGNED TEXT LAYOUT

SCALE: 3/16" = 1'-0"



TYPICAL UNASSIGNED EV STALL LAYOUT

SCALE: 3/16" = 1'-0"

NOTES:

- YELLOW PAINT: TO BE USED FOR CENTERLINES, BOLLARDS, AND CURBS (WHERE NEEDED) ONLY
- RED PAINT: TO BE USED FOR FIRE LANE DEMARCATION ONLY
- WHITE PAINT: TO BE USED FOR WALKING PATHS, PARKING STALLS, LOADING ZONES, ADA SYMBOLS, TEXT ONLY
- BLUE PAINT: TO BE USED FOR ADA BACKGROUND
- GRAY PAINT: TO BE USED FOR COVERING UP PREVIOUS STRIPING WHERE OBLITERATION CAN'T OCCUR
- BLACK PAINT: IF GRAY CAN'T BE USED, THEN BLACK PAINT TO BE PLACED AS BACKGROUND FOR AFCU STENCIL ONLY



TYPICAL SITE DETAILS ONLY

REV. NO. 001	DWG. NO.
REV. DATE : 05-06-24	AEXT-04
DRAWN BY : NBS	SCALE : 1" = 1'-0"